

# Ottertong **GARDEN CLUB**

Part of our village since 1929

Full programme of events

Show schedule and form

Guidelines for exhibitors



'Box of Delights' by Ros Pusey



[www.ottertongardenclub.co.uk](http://www.ottertongardenclub.co.uk)

**Year book 2018**

# T H E *Kings Arms* O T T E R T O N



- **Fresh food prepared and cooked on the premises using local ingredients from our own farm shop**
- **Fish landed by our own fishing boats**
- **Sunday Carvery 12 – 3pm**
- **Bar serving superb local real ales and fine wines**
- **15 Quality rooms for Bed and Breakfast**
- **Outside terrace area**
- **Garden with Children’s Play area**
- **Dogs welcome in designated areas**

**The Kings Arms, Fore Street, Otterton, EX9 7HB**  
**Tel; 01395 568416**

**[www.kingsarmsotterton.co.uk](http://www.kingsarmsotterton.co.uk)**  
**email; [info@kingsarmsotterton.co.uk](mailto:info@kingsarmsotterton.co.uk)**

# Welcome To Otterton Garden Club

Welcome to another year of the Otterton Garden Club, we are now in our 89th Year. This year 3 committee members left the committee after many years of sterling support. We are going to need more committee members to take on some of the roles available. If you are interested in helping with the running of the club please let us know.

Once again we will be holding a Spring and Autumn Show, we encourage all members of the community to join in these activities which are free to exhibit in. The whole idea of the shows is to bring the village together and have some fun in taking part. We need more people to enter the shows to make the village hall look magnificent. So if you've never taken part in the shows before, have a go and get your friends involved.

During 2017 we enjoyed a diverse range of talks from Neil Lovesey's "12 Months of Colour" to "Bicton Past and Present" by Paul Champion. The social evenings were a success once again with food & drink being donated by the members and quizzes provided by Joan & Eric Paver.

A number of our members took advantage of an invitation to visit Neil Lovesey's Picket Lane Nursery in the Dorset village of South Perrott. Most people came away with arms full of plants.

This year we have more interesting speakers to look forward to with Dr. Francis Burroughes "Illegal Immigrants of the Plant World" and Tom Sharples "New Varieties & Techniques in Vegetable Growing". There are a total of 7 talks throughout the year, if you have any ideas on other topics please let us know.

Please encourage your friends and neighbours to come along to the meetings, we need all the support we can get to ensure the continued success of the club. At £10.00 per annum it's very good value and includes a free cup of tea or coffee at all regular talks and socials.

*Ro Smith* President.

# Contact us

We are constantly seeking to improve the club and welcome ideas from our members. We will always be pleased to hear from you.

COMMITTEE MEMBERS All phone numbers are area code 01395

President	Ro Smith	568871
Chairman	Eric Paver	266441
Minutes secretary	Suzanne Smith	568871
Treasurer	Iain Ure	568822
Social secretaries	Sharon Young & Muriel Batson	708302 708245
Show secretary	Iain Ure	568822
Publicity officer	Joan Paver	266441
	Teresa Davidson	269895
	Dale Wiles	567678
	Angela Marshall	568802

COMMITTEE MEETINGS 7.30pm in Committee Room, Village Hall

Jan	2nd 2018
March	6th
April	3rd
May	1st
Sept	4th
Oct	2nd
Nov	6th
Jan	8th 2019

## Club news on our website

The club's website (address below) has an 'enquiry' link enabling you to contact us by email. The site also provides news, photos, show results and schedules, as well as our full programme for 2018 and links to Yearbook advertisers.

[www.ottertongardenclub.co.uk](http://www.ottertongardenclub.co.uk)

# Join us

By becoming a member, you will be helping to ensure the future of our club, which has played an active role in village life since 1929.

You do not need to live in Otterton - or be a gardener - in order to join us. Membership is open to everyone and our programme covers a wide range of interests, including wildlife and local history.

For a subscription of only £10 a year, you will enjoy free admission to all of our evening meetings.

You can enrol at any meeting, or by completing the form below and sending it with your subscription to our treasurer:

Iain Ure, Cross Trees, Bell Street, Otterton EX9 7HS

Please enrol me/us as member(s) of Otterton Garden Club

I/we enclose payment of £..... (£10 per person)

Cheques should be made payable to Otterton Garden Club

Name(s) .....

.....

Address .....

.....

.....

Telephone .....

E-Mail .....

Special interests .....

.....

Please note: Annual subscriptions are due for renewal in January.  
Non-members welcome at £3.00 per meeting (£4 for social evenings).

# **Spring Show 2018**

Saturday

# **March 10th**

Otterton Village Hall

## **2pm to 4.30pm**

followed by prize giving

Refreshments from 2.30pm

Exhibits to be staged by 10.30am

Admission 50p - children free

Entries close Thursday March 8th

---

**See guidelines for exhibitors on page 10**

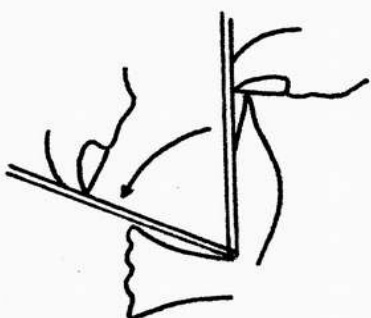
---

# How to classify your daffodils

For the purposes of our shows, most daffodils are classified according to the length of the central 'cup' in relation to the length of the petals. We use the Royal Horticultural Society's classification system for the various daffodil types: Trumpet (Division 1); Long Cup (Division 2); Short Cup (Division 3).

## Easy measuring

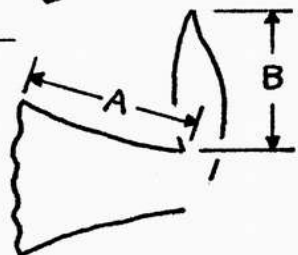
A simple way to check your blooms is to use a plastic plant label, keeping its pointed end in the 'V' where the base of the petal meets the cup. Firstly, measure the petal, holding your thumb against the label as a marker, and then tilt the label down to gauge the relative length of the cup.



### TRUMPET daffodil (Div. 1)

One flower per stem. The cup is as long as, or longer than, the petal.

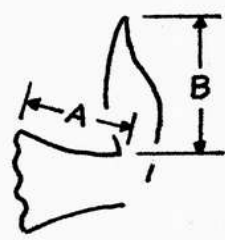
**'A' is equal to or longer than 'B'**



### LONG CUP daffodil (Div. 2)

One flower per stem. The cup is shorter than the petal but more than one-third of the petal's length.

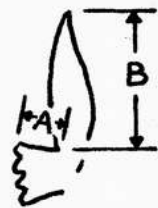
**'A' is shorter than but more than one-third of 'B'**



### SHORT CUP daffodil (Div. 3)

One flower per stem. The cup is not more than one-third of the petal's length and may be less.

**'A' is not longer than one-third of 'B' and can be shorter**



---

## SHOW RULES

---

- 1 The Spring Show will normally be held on a Saturday in March or April, annually, the date to be determined by the club's committee.
- 2 Entry to all classes is open to all comers.
- 3 No fee will be charged for entering exhibits.
- 4 Except for the floral decoration, home-made produce and children's classes, all entries must have been grown by the exhibitor.
- 5 All entries must be made on the form supplied, and must reach the show secretary by 9pm two days prior to the show.
- 6 All entries must be staged by 10.30am and not removed until after the prize giving.
- 7 Not more than one entry will be accepted for each class from any one exhibitor.
- 8 The judges' decision shall be final and not open to dispute.
- 9 Judges shall not be exhibitors in the show and will not be present during the staging of exhibits.
- 10 No person may steward in any section in which he/she is an exhibitor.
- 11 The club will take ordinary care of the exhibits, but cannot be held responsible in any way for damage or loss to persons or property.
- 12 Points awarded for all classes are: 1st - 3 points; 2nd - 2 points; 3rd - 1 point.

---

## SHOW SECRETARY

---

Iain Ure, Cross Trees, Bell Street, Otterton EX9 7HS, Phone 01395 568822

---

# SPRING SHOW SCHEDULE

Entry form is on page 9

The Short Cup will be awarded to exhibitor gaining most points in show

The club provides vases for classes 1,2 & 4 to 29  
The name daffodil is used for all narcissus types  
See page 5 for daffodil classification guide

## Novice Entries

Judge Paul Champion

Awards: Novice Cup (most points)

This section is to encourage people to enter the show with a selection of Flowers from their garden. Club members will help you with setting up. The Novice Classes are for all those who have not won a class before.

1. One vase of any 3 Daffodils.
2. Any 3 stems other than Daffodils.
3. A pot plant of any variety.



## CUT BLOOMS

Judge Paul Champion

Awards: Dowell Cup (most points); Cut Blooms Cup (best exhibit)

- 4 One stem any flower not listed in this schedule
- 5 One bloom of daffodil any division
- 6 One vase 5 daffodils, 5 varieties
- 7 One vase 3 daffodils, trumpet (Div.1), 3 varieties
- 8 One vase 3 daffodils, long cup (Div.2), 3 varieties
- 9 One vase 3 daffodils, short cup (Div.3), 3 varieties
- 10 One vase 3 all yellow trumpet daffodils (Div.1), 1 variety
- 11 One vase 3 all white trumpet daffodils (Div.1), 1 variety
- 12 One vase 3 bi-coloured trumpet daffodils (Div.1), 1 variety
- 13 One vase 3 all white long cup daffodils (Div.2), 1 variety
- 14 One vase 3 all yellow long cup daffodils (Div.2), 1 variety
- 15 One vase 3 bi-coloured long cup daffodils (Div.2), 1 variety
- 16 One vase 3 all-white short cup daffodils (Div.3), 1 variety
- 17 One vase 3 all-yellow short cup daffodils (Div.3), 1 variety
- 18 One vase 3 bi-coloured short cup daffodils (Div.3), 1 variety
- 19 One vase 3 double bloom daffodils, any variety
- 20 One vase 3 multi-headed daffodils, any variety
- 21 One vase 5 miniature daffodils, any variety
- 22 One vase 3 daffodils, any other division not listed above
- 23 One vase 3 stems camellia, one or more varieties
- 24 One bloom camellia, any variety – additional buds to be removed
- 25 One vase 5 stems mixed foliage
- 26 One vase 3 stems mixed flowering shrubs
- 27 One stem hellebore
- 28 Bowl of 5 Floating hellebores, one or more varieties
- 29 One vase 5 grape hyacinths

## POT PLANTS

Judge Paul Champion

Award: Plant Cup (most points)

- 30 One plant polyanthus or primrose, any variety or cultivar (max 30cm pot)
- 31 One pot or bowl (max 30cm) flowering bulbs or corms, any variety
- 32 One pot or bowl (max 30cm) any flowering plant - NOT bulb or corm
- 33 One cactus, any size
- 34 One succulent, any size

<p>Pot sizes: The diameter of a pot is the inside measurement at the top</p>
--



- 35 Collection of cacti  
 36 Collection of succulents  
 37 Any pot plant, foliage only, not flowering

Pot sizes: The diameter of a pot is the inside measurement at the top

## FLORAL DECORATION

Judge Julia Harrison

Award: Payne Shield (most points)

- 38 'Spring Tonic' an arrangement featuring a bottle. Max 45x45cm, ht.optional.  
 39 'Five Star' an arrangement with 5 single headed flowers.  
 Max 45x45cm, height optional  
 40 'Little Gem' maximum 10cm x 10cm in any direction.

## HOME-MADE PRODUCE

Judge Celia Jenkins

Awards: Nora Butler Salver (most points) & Home Produce Cup for best exhibit.  
 For cooked items please use your own plates and cover with clear film.

- 41 Lemon Drizzle Cake  
 42 3 Individual Custard Tarts  
 43 3 Sausage Rolls  
 44 One jar of marmalade  
 45 3 Pieces of Rocky Road (Men Only)

## CHILDREN'S CLASSES

Judges Julia Harrison, Celia Jenkins

Awards: Up to 7 Years Cup (most points in classes 46 and 47)  
 Children's Open Cup (most points in classes 49 and 50)  
 Cotton Cup (best exhibit in classes 48 and 51)

### Age up to 7 years

- 46 Totem Pole made from a kitchen roll tube.  
 47 3 Decorated Cupcakes  
 48 Painting of Sir Walter Raleigh - maximum A4

### Age 8 to 11 years

- 49 Totem Pole made from a kitchen roll tube.  
 50 3 Decorated Cupcakes  
 51 Painting of Sir Walter Raleigh - maximum A4

## Photography

Judge Gill Barlow

- 52 'Spring' – one print maximum A4 including mount if used.

## YOUNG GROWERS TROPHY for under-18s

This award will be presented to the young person gaining most points overall in classes 1 to 37. To qualify, the ages of exhibitors under 18 years must be declared on the entry form.

# ENTRY FORM

## Otterton Garden Club Spring Show 2018

Class	Tick	Class	Tick	Class	Tick
1		19		37	
2		20		38	
3		21		39	
4		22		40	
5		23		41	
6		24		42	
7		25		43	
8		26		44	
9		27		45	
10		28		46	
11		29		47	
12		30		48	
13		31		49	
14		32		50	
15		33		51	
16		34		52	
17		35			
18		36			

I accept the rules and conditions for entry in this show

I have entered ..... classes. Age if under 18 .....

Name (block capitals) .....

Address .....

.....

Phone No.....

E-Mail.....

Form should be returned by Thursday March 8th to: Iain Ure, Cross Trees,  
Bell Street, Otterton EX9 7HS Telephone 01395 568822 E-mail [ogc@otterton.info](mailto:ogc@otterton.info)  
There are no charges for entering exhibits in our shows.

# Guidelines for exhibitors

The following notes provide general advice on exhibiting at our shows and an insight into what the judges are looking for. We hope this information will improve your chances of success, but please remember that very few entries are perfect, so don't be deterred from entering whatever you can. Shows are essentially social events which bring us together in a spirit of friendly rivalry. It's nice to win but it really is mainly about taking part.

**SELECTION** All exhibits should be as free as possible from blemishes and damage. In classes which stipulate more than one specimen of the same variety, aim primarily for uniformity of size, shape and colour. Try to select 'reserves' which can be used if your first choices are accidentally damaged.

**PREPARATION** Cut blooms: Cut stems as long as possible: they can be trimmed during staging (see below). Daffodil buds can be picked two to three days in advance and kept in a warm room so they open in time for the show. Pot plants: Ensure pots are clean and undamaged, and remove any debris from the compost. Fruit and vegetables: Leave stalks intact and retain any natural coating of bloom where possible.

Home-made produce: Plain jam jars (no trade or exhibitors' names) must be used for preserves, and vinegar-resistant lids for chutneys. Do not use honey jars. Chutney does not contain a thickening agent. Use your own plates for cooked items and cover with clear film.

Floral decoration: Background and foot Drapes may be use in 45cm classes.

**STAGING** Arrive at the hall in plenty of time to stage your exhibits to best effect before the 10.30am deadline. The club provides vases for all cut-blooms classes and plates for all fruit and vegetables unless stated otherwise. Push newspaper into vases to hold stems in place and arrange blooms asymmetrically rather than all at the same height. Stems must not exceed 45cm below the bloom (or lowest bloom). Arrange fruit and vegetables as attractively as possible on plates. Place your entry cards (obtained from show secretary on your arrival) alongside your exhibits.

---

## **Ottertton Garden Club - Spring Show 2017 Cup Results**

Short Cup for gaining the most points in the show - Eric Paver  
Novice Cup for new entrants - Rosemary Birch  
Dowell Cup for the most points in cut blooms - Eric Paver  
Cut Blooms Cup for the best exhibit in cut blooms - Eric Paver  
Plant Cup for the most points in pot plants - Angela Marshall  
Payne Shield for the most points in floral decorations - Ros Pusey  
Nora Butler Salver for the most points in Home Produce - Sue Tibbott  
Home Produce Cup for the best exhibit in Home Produce - Pamela Wiles  
Up to 7 Years Cup for the most points - Oliver Hawkins / Benedict Picton  
Childrens Open Cup 8 -11yr classes Amelia Picton  
Cotton Cup for the best exhibit in the painting class - Ella Hawkins  
Photographic Competition Winner Stella French

Near Exeter

# BICTON PARK BOTANICAL GARDENS



Enjoy over sixty acres of beautiful gardens with their soft sweeping lawns, elegant water features, fragrant English borders and Formal Gardens.

- Magnificent 19th Century Palm House
- Take the woodland railway round the gardens
- Children's outdoor and indoor play areas with a special area for under 5's
- Lost Treasures of the Countryside Museum
- Orangery Restaurant with Gift Shop and Plant Centre

East Budleigh Devon EX9 7BG

Tel: 01395 568465

[www.bictongardens.co.uk](http://www.bictongardens.co.uk)



# Dates for your diary 2018

NOTE All activities in Otterton Village Hall on Tuesdays @ 7:30pm.

**January 16th 2018 AGM & a Talk by Dr. Francis Burroughes entitled  
“Illegal Immigrants of the Plant World”**

Hear the fascinating story of how many of our favourite flowers and vegetables came into this country and how they gained popularity.

**February 20th Helen Kearney ‘Kitchen Remedies’.**

Find out about the amazing properties of some of the herbs and spices in your kitchen.

---

**March 8th Thursday - closing date for Spring Show entries**

**March 10th Saturday - Spring Show (see pages 4 to 10)**

---

**March 20th Tom Sharples ‘New Varieties & Techniques in Vegetable Growing’.**

Tom works for Sutton Seeds and will give an insight into the new developments in vegetable growing.

**April 17th Mike and Edna Squires ‘Feebers Garden’**

An interesting account of Mike and Edna’s garden at Feebers Cottage. Broadclyst.

**May 15th Social Evening and Talk Mark Hinsley ‘Trees and The Law’**

Learn your rights and the rights of others with regard to trees.

---

Check [www.ottertongardenclub.co.uk](http://www.ottertongardenclub.co.uk) for new updates.

# talks : socials : shows

---

**September 13th Thursday - closing date for Autumn Show entries**

**September 15th Saturday - Autumn Show (see pages 18 to 24)**

---

**October 16th Sam Brown 'The Reconstruction of the Vegetable Garden at Knightshayes'**

An informative talk on the reconstruction of the beautiful walled garden at Knightshayes.

**November 20th Social Evening and Talk by Elizabeth Holman  
'Christmas swags, garlands and table decorations'**

A practical talk with demonstrations on how to decorate your home this Christmas.

**January 15th 2019 AGM and a Talk by Liam Idzikowski  
'The Art of Winemaking at Lyme Bay Winery'**

A talk on winemaking at Lyme Bay Winery, past and present.

- Admission to talks is free to members, Non-members are very welcome,
- Admission £3.00, £4.00 for Social Evenings.
- Refreshments and raffle tickets are available at all meetings and shows.
- Please use our fund-raising tables for spare plants, pots, magazines, etc
- There are no charges for entering exhibits in our shows.

Check [www.ottertongardenclub.co.uk](http://www.ottertongardenclub.co.uk) for updates.

# **BAY TRAVEL**

**Private Hire Taxi Service**

**Barry Gardner**

**Luxury Air Conditioned Mercedes &  
8 Seater Mini Bus**

**All UK Airports  
covered  
Day & Night**

**Corporate Travel**

**Wedding Cars**

**Call Barry Gardner**

**On 07925 933100**

**Local Runs Available by Appointment**



# **BLACK TOR**

**BREWERY**

**Local ale in cask and bottle for private functions.**

**Call 01647 252120**

**[www.blacktorbrewery.com](http://www.blacktorbrewery.com)**



# **The Old Vicarage Retirement Home**



- Gracious, elegant Georgian listed building**
- Landscaped gardens of almost one acre**
- All private bedsitting rooms with en-suite facilities**
- Each room fully furnished with TV, telephone and nurse call system**
- Full-sized passenger lift**
- Level access to all rooms on first and second floors**
- Two light and sunny sitting rooms**
- Two dining rooms**
- All meals freshly prepared using the best of fresh food**
- Fully qualified staff on duty day and night**

**Ropers Lane, Otterton, Budleigh Salterton EX9 7JF**

**Telephone 01395 568208**

café-restaurant · devon food shop · gifts, arts and crafts · artisan bakery · watermill

**OTTERTONMILL**

local, seasonal,  
**natural food**

Enjoy breakfast, lunch, home-baked bread and cakes, and our famous cream teas in our award-winning venue. Plus the best coffee in Devon, organic fruit drinks, local beers and great wines.

Voted second in the country for the "best place to enjoy afternoon tea"  
*Sunday Times Magazine May 2015*

Taste of the West South West England **GOLD** 2016

open 10am – 5pm daily

otterton, budleigh salterton, devon ex9 7hg. tel. 01395 568521 [ottertonmill.com](http://ottertonmill.com)



## Sales

## Service

## Repairs

*We supply and service garden machinery, from trimmers to ride on mowers.*



### Garden Kit

For service, advice and an excellent price, visit us or call us now!

[www.gardenkit.co.uk](http://www.gardenkit.co.uk)

**01395 567514**

**Unit 2, The Old Sawmills, Hawkerland Road, Colaton Raleigh.  
EX10 0HP**



## Unisex Hair Salon

**ALISON BAKER**

Tel: 01395 567120

57 Fore Street, Otterton, Budleigh Salterton EX9 7HB

---

### **Cups awarded for Autumn Show 2017**

Hart Cup for most points in show	Sharon Young
Bennett Cup for most points in Cut Blooms	Pat Parkin
Jenner Cup for best exhibit in Cut Blooms	Muriel Batson
Plant Cup for most points in Pot Plants	Angela Marshall
Alan Miller Cup for best exhibit in Pot Plants	Sue Tibbott
Floral Decoration Cup for most points in Floral Decoration	Sue Tibbott
Fruit Cup for most points in Fruit	Tony Bennett
Pointer Cup for best exhibit in Fruit	Tony Bennett
Vegetable Cup for most points in Vegetables	Sharon Young
Sid Paver Cup for best exhibit in Vegetables	Roland Smith
Vegetable Challenge Cup for best exhibit in Collection of Vegetables	Eric Paver
Home Cookery Cup for most points in Home-made Produce	Joan Paver
David Mead Cup for Best Photo	Geoff Porter
Juniors Cup for most points up to 7 years	Ben Picton
Intermediate Cup for most points for ages 8 to 11 years	Ella Hawkins

# **Autumn Show 2018**

Saturday

**September 15th**

Otterton Village Hall

**2pm to 4.30pm**

followed by prize giving

Refreshments from 2.30pm

Exhibits to be staged by 10.30am

Admission 50p - children free

Entries close Thursday September 13th

---

**See guidelines for exhibitors on page 24**

---

---

## SHOW RULES

---

- 1 The Autumn Show will normally be held on a Saturday in September, annually, the date to be determined by the club's committee.
- 2 Entry to all classes is open to all comers.
- 3 No fee will be charged for entering exhibits.
- 4 Except for the floral decoration, home-made produce, children's and photography classes, all entries must have been grown by the exhibitor.
- 5 All entries must be made on the form supplied, and must reach the show secretary by 9pm two days prior to the show.
- 6 All entries must be staged by 10.30am and not removed until after the prizegiving.
- 7 Not more than one entry will be accepted for each class from any one exhibitor.
- 8 The judges' decision shall be final and not open to dispute.
- 9 Judges shall not be exhibitors in the show and will not be present during the staging of exhibits.
- 10 No person may steward in any section in which he/she is an exhibitor.
- 11 The club will take ordinary care of the exhibits, but cannot be held responsible in any way for damage or loss to persons or property.
- 12 Points awarded for all classes are: 1st - 3 points; 2nd - 2 points; 3rd - 1 point.

---

## SHOW SECRETARY

---

Iain Ure, Cross Trees, Bell Street, Otterton, EX9 7HS, Phone 01395 568822

---

# AUTUMN SHOW SCHEDULE

Entry form is on page 23

The Hart Cup will be awarded to exhibitor gaining most points in show

## CUT BLOOMS

Judge Paul Champion

Awards: Bennett Cup (most points); Jenner Cup (best exhibit)

The club provides vases for all entries in this section

- 1 Dahlias, 3 blooms, 1 variety
- 2 Dahlias, 3 blooms, mixed varieties
- 3 Roses, HT/bush, 3 stems, 1 or more varieties
- 4 Roses, floribunda/cluster, 3 stems, 1 or more varieties
- 5 Rose, 1 bloom, any variety
- 6 Michaelmas daisies, 3 stems
- 7 Hydrangeas, 3 stems, 1 or more varieties
- 8 Gladiolus, 1 spike
- 9 One stem of any flower not listed elsewhere in the schedule



- 10 Any flowers not named in schedule, 5 stems, 1 or more varieties
- 11 Berried shrubs, 3 stems, 1 or more varieties, max 50cm wide, 60cm high
- 12 Flowering shrubs, 3 sprays, max 50cm wide, 75cm high

## POT PLANTS

Judge Paul Champion

Awards: Plant Cup (most points); Alan Miller Cup (best exhibit)

- 13 Fuchsia, any variety, pot not to exceed 18cm
- 14 Zonal pelargonium (geranium), pot not to exceed 18cm
- 15 Any flowering plant, not fuchsia/zonal pelargonium, pot not to exceed 23cm
- 16 Any plant, foliage only, not flowering, pot not to exceed 23cm
- 17 One cactus
- 18 One succulent

Pot sizes: The diameter of a pot is the inside measurement at the top

## FLORAL DECORATION

Judge Julia Harrison

Award: Floral Decoration Cup (most points)

- 19 'Sweet Indulgence'. Maximum 45cm x 45cm, height optional.
- 20 'Going to Seed'. Maximum 45cm x 45cm, height optional.
- 21 'Tutti Frutti' an arrangement in a piece of fruit. Maximum 20cm x 20cm  
in any direction.
- 22 'Floating Heads' – Max 30cm overall

## FRUIT

Judge Paul Champion

Awards: Fruit Cup (most points); Pointer Cup (best exhibit)

- 23 Three Cox's Orange Pippin or Sunset apples
- 24 Three Bramley Seedling apples
- 25 Three dessert apples, any variety except Cox's Orange Pippin or Sunset
- 26 Three culinary apples, any variety except Bramley Seedling
- 27 Three pears, any variety
- 28 Blackberries, 1 plate, minimum 9 berries
- 29 Raspberries, 1 plate, minimum 9 berries
- 30 Any other fruit, 1 plate

The club provides plates for all fruit entries

# VEGETABLES

Judge Paul Champion

Awards: Vegetable Cup (most points); Sid Paver Cup (best exhibit in section)  
Vegetable Challenge Cup (best exhibit in class 45)

- 31 Three potatoes
- 32 Three carrots
- 33 Three onions
- 34 Five shallots
- 35 Three beetroot, round
- 36 Five tomatoes
- 37 Seven cherry tomatoes
- 38 Five Chillies, one or more varieties
- 39 Three Peppers, one or more varieties
- 40 Five runner beans
- 41 Three courgettes
- 42 Three leeks
- 43 A vase of Mixed Herbs
- 44 One gourd, pumpkin or squash
- 45 Any other vegetable
- 46 Collection of vegetables, five kinds in a box or tray
- 47 An Amusingly Shaped Vegetable

The club provides plates for all entries in this section, except in class 46

# HOME-MADE PRODUCE

Judge Celia Jenkins

Award: Home Cookery Cup (most points)

- 48 A Savoury Quiche
- 49 A Mincemeat cake
- 50 3 Pieces of Shortbread
- 51 A Victoria Sandwich (men only)
- 52 One jar, any jelly
- 53 One jar, raspberry jam
- 54 One jar, blackcurrant jam
- 55 One jar, strawberry jam
- 56 One jar, any other jam
- 57 One jar, chutney

For cooked items please use your own plates and cover with clear film



## PHOTOGRAPHY

Award: The David Mead Cup (best picture)

58 'Flowers' – one print maximum A4 including mount if used.

59. 'Iconic Trees of the Otter Valley' – one print max A4 including mount if used.

## CHILDREN'S CLASSES Judges Julia Harrison, Celia Jenkins

Awards: Juniors Cup (most points in classes 60 and 61)

Intermediate Cup (most points in classes 62 and 63)

### Age up to 7 years

60 A Potato Man

61 A Scary Mask

### Age 8 to 11 years

62 A Potato Man

63 A Scary Mask

## YOUNG GROWERS TROPHY for under-18s

This award will be presented to the young person gaining most points overall in classes 1 to 57. To qualify, the ages of exhibitors under 18 years must be declared on the entry form.



# ENTRY FORM

## Otterton Garden Club Autumn Show 2018

CLASS	Tick	CLASS	Tick	CLASS	Tick
1		22		43	
2		23		44	
3		24		45	
4		25		46	
5		26		47	
6		27		48	
7		28		49	
8		29		50	
9		30		51	
10		31		52	
11		32		53	
12		33		54	
13		34		55	
14		35		56	
15		36		57	
16		37		58	
17		38		59	
18		39		60	
19		40		61	
20		41		62	
21		42		63	

I accept the rules and conditions for entry in this show

I have entered ..... classes. Age if under 18 .....

Name (block capitals) .....

Address .....

Phone No.....

E-Mail.....

There are no charges for entering exhibits in our shows.

Form should be returned by Thursday September 13th to: Iain Ure,  
 Cross Trees, Bell Street, Otterton EX9 7HS Telephone 01395 568822  
 E-mail [ogc@otterton.info](mailto:ogc@otterton.info)

# Guidelines for exhibitors

The following notes provide general advice on exhibiting at our shows and an insight into what the judges are looking for. We hope this information will improve your chances of success, but please remember that very few entries are perfect, so don't be deterred from entering whatever you can. Shows are essentially social events which bring us together in a spirit of friendly rivalry. It's nice to win but it really is mainly about taking part.

**SELECTION** All exhibits should be as free as possible from blemishes and damage. In classes which stipulate more than one specimen of the same variety, aim primarily for uniformity of size, shape and colour. Try to select 'reserves' which can be used if your first choices are accidentally damaged.

**PREPARATION** Cut blooms: Cut stems as long as possible: they can be trimmed during staging (see below).

**Pot plants:** Ensure pots are clean and undamaged, and remove any debris from the compost. **Fruit and vegetables:** Leave stalks intact and retain any natural coating of 'bloom' where possible. **Home-made produce:** Plain jam jars (no trade or exhibitors' names) must be used for preserves, and vinegar-resistant lids for chutneys. Do not use honey jars. **Chutney** does not contain a thickening agent. Use your own plates for cooked items and cover with clear film. **Floral decoration:** Background and foot drapes may be used in the 45cm classes.

**STAGING** Arrive at the hall in plenty of time to stage your exhibits to best effect before the 10.30am deadline. The club provides vases for all cut-blooms classes and plates for all fruit and vegetables unless stated otherwise. Push newspaper into vases to hold stems in place and arrange blooms asymmetrically rather than all at the same height. Stems must not exceed 45cm below the bloom (or lowest bloom). Arrange fruit and vegetables as attractively as possible on plates. Place your entry cards (obtained from show secretary on your arrival) alongside your exhibits.

**Apples:** Stalks and eyes intact and skin unblemished. Culinary varieties should be large and solid; dessert types of optimum size for eating, not too large or too small. **Note:** Bramley Seedling and Crimson Bramley are distinct varieties.

**Pears:** Shapely, stalks and eyes intact intact. Should be firm but not rock hard.

**Blackberries/Raspberries:** Large, ripe fruits of good colour, with stalks intact.

**Beetroot (round):** About 5-7.5cm diameter with a tap root, smooth skin and uniform colour. Remove leaves so that 7.5cm of stalk remains, which should be neatly tied.

**Carrots:** Prepare stalks as for beetroot.

**Courgettes:** Tender, shapely, any colour but well-matched. Stalks intact.

**Leeks:** Stems well-blanchd, of uniform length; no bulbousness at base. Roots intact and neatly teased out. Tie leaves together at intervals along their length.

**Onions/shallots:** Large, firm, with thin necks neatly tied at top. Trim roots to the basal plate. Shallots can be kept upright by standing them in sand or fine grit.

**Potatoes:** Medium size; uniform. Shapely with clear skin; eyes few and shallow.

**Runner beans:** Long, slender, straight. No outward sign of seeds. Stalks intact.

**Tomatoes:** Firm, well coloured. Retain stalk and calyx, which should be fresh.

# Spring Show 2017 Photo Exhibits



Devon in Winter  
By  
Angela Marshall

Winning Photo  
By  
Stella French



Devon in Winter  
By  
Richard Gladstone

free  
test

free  
fit

free  
trial<sup>™</sup>

# Let us help you find the best solution for your hearing

We fit the latest, custom made digital hearing aids tailored to your individual hearing needs.

**Call 01395 222862 now to book a free hearing test**

Please quote ref: BLEH 01.

We are open Mon-Fri, 9am-5pm

6 The Parade, Exmouth EX8 1RL

email: [exmouth@bloomhearing.co.uk](mailto:exmouth@bloomhearing.co.uk)

[www.bloomhearing.co.uk](http://www.bloomhearing.co.uk)

**bloom**<sup>™</sup>  
hearing specialists