

Discount Voucher

Terms and Conditions

- Valid train or rover ticket for day of admission must be shown with this voucher.
- Voucher must be given up when paying.
- Valid until end of 2012.
- Voucher cannot be used in conjunction with any other offer.
- Voucher not valid on special event days.
- Prices correct at December 2011.

Discount Voucher

Terms and Conditions

- Valid train or rover ticket for day of admission must be shown with this voucher.
- Voucher must be given up when paying.
- Valid until end of 2012.
- Voucher cannot be used in conjunction with any other offer.
- Special event prices on 8/9 April, 23/24 June, 14/15 July, 11/12 August and 26/27 October.
- Prices correct at December 2011.

Discount Voucher

Terms and Conditions

- Valid train or rover ticket for day of admission must be shown with this voucher.
- Voucher must be given up when paying.
- Valid until end of 2012.
- Voucher cannot be used in conjunction with any other offer.
- Prices correct at December 2011.

Discount Voucher

Terms and Conditions

- Valid train or rover ticket for day of admission must be shown with this voucher.
- Voucher must be given up when paying.
- Valid until end of 2012.
- Voucher cannot be used with family tickets.
- Voucher cannot be used in conjunction with any other offer.
- Prices correct at December 2011.

Discount Voucher

Terms and Conditions

- Valid train or rover ticket for day of admission must be shown with this voucher.
- Voucher must be given up when paying.
- Valid until end of 2012.
- Voucher cannot be used in conjunction with any other offer.
- Prices correct at December 2011.

Discount Voucher


Terms and Conditions

- Valid train or rover ticket for day of admission must be shown with this voucher.
- Voucher must be given up when paying.
- Valid until end of 2012.
- Voucher cannot be used in conjunction with any other offer.
- Prices correct at December 2011.

Discount Voucher

Terms and Conditions

- One voucher per person.
- Valid bus or rover ticket for day of admission must be shown with this voucher.
- Voucher must be given up when paying.
- Valid until end of 2012.
- Voucher cannot be used in conjunction with any other offer.
- Prices correct at December 2011.



| Nottingham-Derby-Matlock | | Monday to Saturday | | Derwent Valley Line 12 December 2011-14 September 2012 | | | | | | | | | | |
|--------------------------|------|--------------------|------|--|------|---------|------------|------------|------|------|------|-------|--|------------------------------------|
| Days of Operation | | | | SAT | M-F | | | | | | | | | |
| Nottingham | 0618 | 0637c | 0718 | 0815 | 0918 | 18 | 1718 | 1818 | 1918 | 2009 | 2011 | 2137c | M-F - Monday to Friday. | |
| Beeston | 0624 | 0643c | 0724 | 0824 | 0924 | 24 | 1724 | 1824 | 1924 | 2015 | 2017 | 2143c | SAT - Saturday. | |
| Attenborough | 0627 | | 0727 | 0827 | 0927 | 27 | 1727 | 1826 | 1927 | 2018 | 2020 | 2146c | | |
| Long Eaton | 0634 | | 0735 | 0835 | 0935 | then 35 | 1735 | 1837 | 1935 | 2027 | 2028 | 2153c | ▼ to Chesterfield 0741 and Sheffield 0800. | |
| Derby depart | 0540 | 0650 | 0720 | 0750 | 0850 | 0950 | these 50 | 1750 | 1850 | 1950 | 2050 | 2056 | | |
| Duffield | 0547 | 0657 | | 0757 | 0857 | 0957 | minutes 57 | until 1757 | 1857 | 1957 | 2057 | 2103 | 2223 | |
| Belper | 0552 | 0702 | 0728 | 0802 | 0902 | 1002 | past 02 | 1802 | 1902 | 2002 | 2102 | 2108 | 2228 | c - Change at Derby for Matlock. |
| Ambergate | 0558 | 0708 | ▼ | 0808 | 0908 | 1008 | each 08 | 1808 | 1908 | 2008 | 2108 | 2114 | 2234 | |
| Whatstandwell | 0602 | 0712 | | 0812 | 0912 | 1012 | hour 12 | 1812 | 1912 | 2012 | 2112 | 2118 | 2238 | |
| Cromford | 0607 | 0717 | | 0817 | 0917 | 1017 | hour 12 | 1817 | 1917 | 2017 | 2117 | 2123 | 2243 | Selected services call at Spondon. |
| Matlock Bath | 0611 | 0720 | | 0820 | 0919 | 1020 | hour 12 | 1820 | 1920 | 2020 | 2120 | 2126 | 2246 | |
| Matlock | 0614 | 0724 | | 0824 | 0924 | 1024 | hour 12 | 1824 | 1924 | 2024 | 2124 | 2129 | 2250 | |

Monday to Friday the 0750, 1150 and 1450 from Derby to Matlock depart/ arrive 4 minutes later at all stations.

| Matlock-Derby-Nottingham | | Monday to Saturday | | Derwent Valley Line 12 December 2011-14 September 2012 | | | | | | | | | | |
|--------------------------|-------|--------------------|-------|--|------------|------------|------|------|------|------|------|-------|--|-------------------------------------|
| Days of Operation | | M-F | | | | | | | | | | | | |
| Matlock | 0622 | 0736 | 0836 | 36 | 1536 | 1636 | 1736 | 1836 | 1936 | 2036 | 2136 | 2255 | # On Saturdays, arrives 4 minutes later at these stations. | |
| Matlock Bath | 0624 | 0738 | 0838 | 38 | 1538 | 1638 | 1738 | 1838 | 1938 | 2038 | 2138 | 2257 | | |
| Cromford | 0627 | 0741 | 0841 | 41 | 1541 | 1641 | 1741 | 1841 | 1941 | 2041 | 2141 | 2300 | | |
| Whatstandwell | 0632 | 0746 | 0846 | then 46 | 1546 | 1646 | 1746 | 1846 | 1946 | 2046 | 2146 | 2305 | | |
| Ambergate | 0637 | 0656 | 0751 | 0851 | at 51 | 1551 | 1651 | 1751 | 1851 | 1951 | 2051 | 2151 | 2310 | c - Change at Derby for Nottingham. |
| Belper | 0644 | 0701 | 0758 | 0858 | these 58 | 1558 | 1658 | 1758 | 1858 | 1958 | 2058 | 2158 | 2317 | |
| Duffield | 0648 | 0705 | 0802 | 0902 | minutes 02 | until 1602 | 1702 | 1802 | 1902 | 2002 | 2102 | 2202 | 2321 | |
| Derby arrive | 0656 | 0713 | 0810 | 0910 | past 10 | 1610 | 1710 | 1810 | 1910 | 2010 | 2111 | 2213 | 2329 | Selected services call at Spondon. |
| Long Eaton | 0722c | 0744c | 0832# | 0933 | hour 33 | 1633 | 1736 | 1833 | 1933 | 2033 | 2133 | 2311c | 2341 | |
| Attenborough | 0728c | 0752c | 0839# | 0940 | hour 33 | 1640 | 1743 | 1840 | 1940 | 2040 | 2140 | 2317c | 2348 | |
| Beeston | 0732c | 0755c | 0842# | 0943 | hour 33 | 1643 | 1746 | 1843 | 1943 | 2043 | 2143 | 2320c | 2351 | |
| Nottingham | 0741c | 0805c | 0850# | 0953 | hour 33 | 1654 | 1754 | 1854 | 1953 | 2053 | 2154 | 2328c | 0002 | |

| Nottingham-Derby-Matlock | | Sunday 11 December 2011-9 September 2012 | | Matlock-Derby-Nottingham | | Sunday 11 December 2011-9 September 2012 | | | | | | | | | |
|--------------------------|------|--|------|--------------------------|------|--|------|---------------|------|------|------|------|------|------|------|
| Nottingham | 0919 | 1122 | 1322 | 1521 | 1723 | 1914 | 2120 | Matlock | 1043 | 1239 | 1439 | 1639 | 1839 | 2039 | 2245 |
| Beeston | 0924 | 1127 | 1327 | 1527 | 1728 | 1919 | 2125 | Matlock Bath | 1045 | 1241 | 1441 | 1641 | 1841 | 2041 | 2247 |
| Attenborough | 0928 | 1131 | 1331 | 1531 | 1732 | 1923 | 2129 | Cromford | 1048 | 1244 | 1444 | 1644 | 1844 | 2044 | 2250 |
| Long Eaton | 0936 | 1139 | 1339 | 1539 | 1740 | 1930 | 2136 | Whatstandwell | 1053 | 1249 | 1449 | 1649 | 1849 | 2049 | 2255 |
| Derby depart | 0952 | 1152 | 1352 | 1552 | 1753 | 1952 | 2152 | Ambergate | 1059 | 1254 | 1454 | 1654 | 1854 | 2055 | 2300 |
| Duffield | 0959 | 1159 | 1359 | 1558 | 1800 | 1959 | 2159 | Belper | 1105 | 1301 | 1501 | 1701 | 1901 | 2101 | 2307 |
| Belper | 1004 | 1204 | 1404 | 1603 | 1805 | 2004 | 2204 | Duffield | 1109 | 1305 | 1505 | 1705 | 1905 | 2106 | 2311 |
| Ambergate | 1010 | 1210 | 1410 | 1609 | 1811 | 2010 | 2210 | Derby arrive | 1115 | 1313 | 1513 | 1713 | 1913 | 2113 | 2318 |
| Whatstandwell | 1014 | 1214 | 1414 | 1613 | 1815 | 2014 | 2214 | Long Eaton | 1128 | 1328 | 1528 | 1728 | 1928 | 2129 | |
| Cromford | 1020 | 1220 | 1420 | 1619 | 1821 | 2020 | 2220 | Attenborough | 1135 | 1335 | 1535 | 1735 | 1938 | 2136 | |
| Matlock Bath | 1022 | 1222 | 1422 | 1621 | 1823 | 2022 | 2222 | Beeston | 1138 | 1338 | 1538 | 1738 | 1941 | 2139 | |
| Matlock | 1025 | 1225 | 1425 | 1625 | 1826 | 2025 | 2225 | Nottingham | 1145 | 1346 | 1545 | 1745 | 1948 | 2146 | |

Calling times at some stations may be up to 8 minutes later on some Sundays.

Travel Information

The Derwent Valley Line is operated by East Midlands Trains. Average journey time between Derby and Matlock is 34 minutes and between Nottingham and Matlock is 1 hour 10 minutes.

Due to the occasional late notification of essential engineering work at weekends and Bank Holidays, we strongly advise you to check your train times 24 hours before travel, by calling **National Rail Enquiries** on **08457 48 49 50** or by visiting **eastmidlandstrains.co.uk**

Train Connections at Derby

Derby has good train connections with many parts of the country including Birmingham, Bristol, Cardiff, Chesterfield, Leeds, Leicester, London, Newcastle and York. Monday to Saturday, trains from London/Leicester provide a 24 minute connection at Derby and most trains from Matlock provide a 6 to 10 minute connection to Leicester/London trains. Typical travel time between London and Matlock is 2 hours 30 minutes.

Shops Galore Derby and Nottingham, offer great high street shopping, plus numerous independent shops and boutiques in Derby's Cathedral Quarter or Nottingham's Lace Market. There are more independent shops in Belper, Matlock Bath and Matlock and at the historic Cromford and Masson Mills sites.



Tickets to Ride

Great Value Rail Tickets Adult Off Peak Day Return from Derby to Matlock £5.60, and from Nottingham to Matlock £8.30. (These prices apply from 2 January 2012). Off Peak Single and Day Return tickets are valid after 0859 Monday to Friday and anytime at weekends and Bank Holidays.

Groupsave allows travel by train for three or four adults to travel together for the price of two, with up to four accompanying children travelling for just £1 each.

Derbyshire Wayfarer is a One Day Rover ticket valid on all bus and rail services within Derbyshire and the Peak District. Not valid for rail travel before 0900 Monday to Friday. Tickets can be purchased at Derby and other staffed stations, from local Tourist Information Centres and on most local bus services (Wayfarer cannot be purchased on the train).

Derbyshire b-line Card Holders receive 34% off local train fares as long as one end of your journey is in Derbyshire. **derbyshire.gov.uk/bline**

Ticket information and prices correct at December 2011.

Tourist Information Centres

Derby **01332 255802 visitderby.co.uk**
 Matlock (c/o Ashbourne Tourist Information) **01335 343666 visitpeakdistrict.com**
 Nottingham **08444 77 5678**
experiencenottinghamshire.com

Contact Information

East Midlands Trains Visit our website or call Customer Relations to book tickets and for information about season tickets, group, business or assisted travel.
08457 125 678 eastmidlandstrains.co.uk
TextDirect 18001 08457 125678 for people with hearing impairments.

National Rail Enquiries
08457 48 49 50 nationalrail.co.uk

Derwent Valley Line Community Rail Partnership Works to promote and develop the Derwent Valley Line. Partners are East Midlands Trains, local authorities, parish and town councils and other organisations. The Partnership is managed by Derbyshire County Council.

Derwent Valley Line Community Rail Partnership, Derbyshire County Council, Environmental Services Dept. County Hall, Matlock, DE4 3AG.
01629 538681
eastmidlandstrains.co.uk/derwentvalleyline


This publication is available in other formats from **Call Derbyshire 08 456 058 058.**



Train Times 11 December 2011-14 September 2012

Great Savings Inside!

your guide to the Derwent Valley Line




Nottingham-Derby-Matlock



Designed and produced by Derbyshire County Council, County Hall, Matlock, Derbyshire DE4 3AG www.derbyshire.gov.uk

Welcome to the Derwent Valley Line, a scenic journey through ancient woodland, lush meadows, picturesque hillsides and an impressive limestone gorge. The hourly train service between Nottingham, Derby and Matlock enables you to visit a variety of tourist attractions, enjoy great walks, or a day's shopping in the towns and cities.

£ Rail travellers can enjoy a discounted visit to the tourist attractions in this guide displaying this symbol. Present the discount voucher, along with your valid train or rover ticket, for day of admission.

 Explore how, in the 18th century, water power was first successfully harnessed for textile production, helping to create the modern factory system.

derwentvalleymills.org
Strutt's North Mill, Belper
 Unwind the story of cotton spinning with a guided or audio tour of the mill.
01773 880474 belpernorthmill.org

Arkwright's Cromford Mill £
 Join a guided tour and discover where innovation and enterprise changed the world.
01629 823256 arkwrightsociety.org.uk

Sir Richard Arkwright's Masson Mills £
 Working textile museum illustrating Arkwright's legacy, plus daily machinery demonstrations.
01629 581001 massonmills.co.uk



Matlock Bath situated in an impressive limestone gorge provides a great day out.



Take the cable car for great views and to discover the vast caverns at the **Heights of Abraham** £.
01629 582365 heightsofabraham.com

Discover life as a Lead Miner in the network of tunnels at the **Peak District Mining Experience** £.
01629 583834 peakmines.co.uk

Matlock Bath Aquarium, home to a variety of British and tropical fish plus a fun Hologram Gallery.
01629 583624 matlockbathaquarium.co.uk

Ecclesbourne Valley Railway
 Change trains at Duffield for a trip on the Ecclesbourne Valley Railway to the historic town of Wirksworth. Trains operate Saturdays and Sundays 17 March to 28 October and Tuesdays 5 June to 11 September at the following times:

| | | | | |
|-----------------|--------|-------|-------|-------|
| Duffield dep. | 11.10+ | 13.10 | 15.10 | 17.10 |
| Wirksworth arr. | 11.43+ | 13.43 | 15.43 | 17.43 |

| | | | | |
|-----------------|-------|-------|-------|-------|
| Wirksworth dep. | 10.20 | 12.20 | 14.20 | 16.20 |
| Duffield arr. | 10.50 | 12.50 | 14.50 | 16.50 |

+ Trains run 4 minutes later on Sundays. Through tickets to Wirksworth, via Duffield, can be purchased from any station on the National Rail network. Return fare from Derby is £12.
01629 823076 e-v-r.com



At **Matlock station**, change platforms for a nostalgic steam train ride with **Peak Rail** £, through the delightful Derbyshire countryside to Rowsley. The railway is home to an extensive collection of steam and diesel locomotives, historic carriages and other railway memorabilia.
01629 580381 peakrail.co.uk



Crich Tramway Village £ unlimited tram rides take you on a unique trip back in time. **01773 854321 tramway.co.uk**

Monday to Saturday, bus 142 operates between Ripley Road, Ambergate and Crich Tramway.

| | | | |
|--------------|------|------|------|
| Ambergate | 0924 | 1124 | 1324 |
| Crich arrive | 0936 | 1136 | 1336 |

| | | | |
|--------------|------|------|------|
| Crich depart | 1234 | 1434 | 1634 |
| Ambergate | 1244 | 1444 | 1644 |

Sunday and Bank Holiday Monday bus 140 operates between Matlock Bath and Crich Tramway.

| | | | |
|--------------|------|------|------|
| Matlock Bath | 1150 | 1350 | 1550 |
| Crich arrive | 1208 | 1408 | 1608 |

| | | | |
|--------------|------|------|------|
| Crich depart | 1502 | 1702 | 1902 |
| Matlock Bath | 1520 | 1720 | 1920 |

The **Peak District's** picturesque landscape, grand stately homes and traditional villages are only a short bus ride from **Matlock**. Various local bus services link Matlock with Bakewell, Haddon Hall, Chatsworth and many surrounding villages.

Explore **Chatsworth's** £ magnificent house and gardens. **01246 565300 chatsworth.org** Chatsworth is just a 20 minute bus ride from Matlock; buses depart from Matlock Road, a 5 minute walk from Matlock station.
Bus 214 Monday to Saturday
 From Matlock to Chatsworth 0945 hourly until 1445.
 From Chatsworth to Matlock 0949 hourly until 1749*.
 * On weekdays the 1749 departs Chatsworth at 1814.
Bus 215 Sunday and Bank Holiday Monday
 From Matlock to Chatsworth 1141 hourly until 1741.
 From Chatsworth to Matlock 1103 hourly until 1703.



Wonderful Walking The Derwent Valley offers numerous walks for you to enjoy. Travelling by train enables you to do a linear walk by taking the train and walking back. Popular walks include the Cromford Canal between Cromford, Whatstandwell and Ambergate, High Tor between Matlock Bath and Matlock and The Chevin above Belper.

Bus times correct at December 2011. We recommend you check bus times prior to travel.
Traveline 0871 200 22 33
derbyshire.gov.uk/buses

2 for 1 travel for train passengers

PEAK RAIL
 Experience the Thrill of Steam

Visit peakrail.co.uk for days of operation.

All Day Rover Tickets
 Adult £7.50
 Child (6-15) £4.00

Senior Citizen £6.00
 Child (3-5 years) £2.00

Discount for train ticket holders only. Prices correct at December 2011.

10 minutes walk from Matlock Station.

Up to 25% off admission

CRICH TRAMWAY VILLAGE

Open 11-19 February, weekends in March and daily from 31 March.

Up to 25% off normal admission prices. Discounted prices are:
 Adult £9.00
 Child (3-15 years) £5.00

Senior £8.00

Discount for train ticket holders only. Prices correct at December 2011.

Bus link from Ambergate Station.

One child FREE with each adult or senior

The Heights of Abraham
Heights of Abraham

Open 11-19 February, then weekends until 18 March and daily from 25 March.

Adult £12.50
 Child (5-15 years) £8.80

Senior £9.00

Discount for train ticket holders only. Prices correct at December 2011.

3 minutes walk from Matlock Bath Station.

2 for 1 admission for train passengers

Peak District Mining Experience

Open Wednesday to Sunday until 31 March, then daily.

| | | | | | |
|--------|-------|--------------------|-------|-------------|-------|
| Museum | £3.50 | Mine | £3.50 | Joint | £6.00 |
| Senior | £3.00 | Child (5-16 years) | £2.50 | Concessions | £2.50 |
| Child | £2.50 | | | | |

Discount for train ticket holders only. Prices correct at December 2011.

10 minutes walk from Matlock Bath Station.

2 for 1 on guided tours of the mill

DERWENT VALLEY MILLS
Cromford Mill

Open daily.

Adult £3.00
 Child (5-16 years) £2.50

Concessions £2.50

Discount for train ticket holders only. Prices correct at December 2011.

10 minutes walk from Cromford Station.

One child FREE with each adult

DERWENT VALLEY MILLS
Sir Richard Arkwright's Masson Mills

Open daily from 1 January, closed Easter Sunday.

Adult £3.00
 Child (5-16 years) £2.00

Concessions £2.00

Discount for train ticket holders only. Prices correct at December 2011.

20 minutes walk from Cromford and Matlock Bath Station.

Reduced Admission Prices

CHATSWORTH
Chatsworth House and Garden

Open daily until 23 December and from 11 March 2012.

Adult Save £1.50
 Senior Citizen/Student Save £1.50

One voucher per person.
 Discount for bus ticket holders only. Prices correct at December 2011.

Bus link from Matlock.