


Great Savings Inside!

your guide to the Derwent Valley Line

Designed and produced by Derbyshire County Council, County Hall, Matlock, Derbyshire DE4 3AG www.derbyshire.gov.uk



Nottingham - Derby - Matlock



Tourist Information Centres

Derby **01332 643411** visitderby.co.uk
 Matlock (c/o Ashbourne Tourist Information) **01335 343666** visitpeakedistrict.com
 Nottingham **08444 77 5678** experiencenottinghamshire.com

Contact Information

East Midlands Trains Customer Relations
 For ticket bookings and information about season tickets, groups, business or assisted travel.
08457 125 678 eastmidlandstrains.co.uk
TextDirect 18001 08457 125678 for people with hearing impairments.

National Rail Enquiries

08457 48 49 50 nationalrail.co.uk

Traveline Public Transport Information

We recommend you check bus times prior to travel, bus times quoted in this leaflet are correct at January 2013.
0871 200 22 33 derbyshire.gov.uk/buses

Derwent Valley Line Community Rail Partnership

Works to promote and develop the Derwent Valley Line. Partners are East Midlands Trains, local authorities, parish and town councils and other organisations. The Partnership is managed by Derbyshire County Council.

Derwent Valley Line Community Rail Partnership

Derbyshire County Council, Environmental Services Department, County Hall, Matlock DE4 3AG.
01629 538681
eastmidlandstrains.co.uk/derwentvalleyline

This publication is available in other formats from **Call Derbyshire 08 456 058 058.**



Tickets to Ride

Great Value Rail Tickets Adult Off Peak Day Return from Derby to Matlock £5.80 and from Nottingham to Matlock £8.70. Off Peak Single and Day Return tickets are valid after 0859 Monday to Friday and anytime at weekends and Bank Holidays.

Groupsave Three or four adults can travel together for the price of two, with up to four accompanying children travelling for just £1 each.

Hop On and Off at Stations on the Way

Day Return and Groupsave tickets between any two stations on the Derwent Valley Line (Nottingham-Derby-Matlock) allow you to hop on and off at intermediate stations on both your outward and return journeys. If you break your journey at an intermediate station you must then resume your journey **in the same direction** to your destination. For example, with a day return between Derby and Matlock, you could stop off at Belper and then Whatstandwell en route to Matlock and, on your return to Derby, stop off at Cromford and then Ambergate.

Group Travel

Groups of 10 or more can save 26% on standard rail fares (when booked in advance).



Derbyshire Wayfarer is a One Day Rover ticket valid on all bus and rail services within Derbyshire and the Peak District. Not valid for rail travel before 0900 Monday to Friday. Tickets can be purchased at Derby and other staffed stations, from Local Tourist Information Centres and on most local bus services (Wayfarer cannot be purchased on the train).

Derbyshire b-line Card Holders receive 34% off local train fares as long as one end of your journey is in Derbyshire. derbyshire.gov.uk/bline

Prices correct at January 2013.

Nottingham - Derby - Matlock Monday to Saturday 10 December 2012 - 18 May 2013

Days of Operation	S	NS	NS	NS	NS	BUS	S	NS	NS	BUS					
Nottingham	0618	0637c	0718	0719	0815	0918	18	1818	1918	2009	2011	2011	2137c	2137c	2137c
Beeston	0624	0643c	0724	0725	0824	0924	24	1824	1924	2015	2017	2017	2143c	2143c	2143c
Attenborough	0627	0647	0727	0729	0827	0927	27	1826	1927	2018	2020	2020	2146c	2146c	2146c
Long Eaton	0634	0654	0735	0740	0835	0935	35	1837	1935	2027	2028	2028	2153c	2153c	2153c
Derby depart	0540	0650	0720	0750	0755	0850	50	1850	1950	2050	2056	2056	2216	2216	2216
Duffield	0547	0657	0727	0757	0802	0957	57	1857	1959	2057	2103	2103	2223	2223	2223
Belper	0552	0702	0727	0802	0807	0902	02	1902	2004	2102	2108	2108	2228	2228	2244
Ambergate	0558	0708	0738	0808	0813	0908	08	1908	2010	2108	2114	2114	2224	2224	2251
Whatstandwell	0602	0712	0742	0812	0817	0912	12	1912	2014	2112	2118	2118	2232	2232	2259
Cromford	0607	0717	0747	0817	0822	0917	17	1917	2019	2117	2123	2123	2241	2244	2308
Matlock Bath	0611	0720	0750	0820	0824	0919	20	1920	2021	2120	2126	2126	2244	2246	2311
Matlock	0614	0724	0754	0824	0827	0924	24	1924	2025	2124	2129	2129	2249	2250	2316

▼ - to Chesterfield 0741 and Sheffield 0800. Monday to Friday, the 1150 from Derby arrives/departs 4 minutes later at all stations.

Matlock - Derby - Nottingham Monday to Saturday 10 December 2012 - 18 May 2013

Days of Operation	NS	NS	NS	S	NS	NS	S
Matlock	0622	0736	0836	36	2036	2059	2139
Matlock Bath	0624	0738	0838	38	2038	2102	2138
Cromford	0627	0741	0841	41	2041	2104	2141
Whatstandwell	0632	0746	0846	46	2046	2112	2149
Ambergate	0637	0751	0851	51	2051	2120	2154
Belper	0644	0758	0858	58	2058	2136	2201
Duffield	0648	0762	0862	02	2102	2140	2205
Derby arrive	0656	0714	0810	10	2110	2148	2213
Long Eaton	0722c	0744c	0832#	33	2133	2311c	2311c
Attenborough	0728c	0752c	0839#	40	2140	2317c	2317c
Beeston	0732c	0755c	0842#	43	2143	2320c	2320c
Nottingham	0741c	0805c	0850#	53	2153	2327c	2327c

CODE: On weekdays from 11 February until 22 March engineering work between Derby and Matlock will cause late evening services to be operated wholly or partly by a replacement bus. ■ - 10 December until 8 February and 25 March until 17 May □ - 11 February until 22 March S - Saturday only; NS - Not Saturday. c - change at Derby. Monday to Saturday, selected services call at Spondon. # - On Saturdays, arrives 4 minutes later at these stations. On Saturdays, most trains operate 2 minutes later from Matlock to Derby.

Nottingham - Derby - Matlock Sunday until 12 May 2013

Nottingham	0845	0922	1045	1122	1322	1522	1722	1920	2122
Beeston	0857	0928	1057	1128	1328	1528	1728	1926	2128
Attenborough	0903	0931	1103	1131	1331	1531	1731	1929	2131
Long Eaton	0914	0939	1114	1139	1339	1539	1739	1937	2139
Derby depart	0954	0954	1154	1154	1354	1600	1754	1950	2154
Duffield	1001	1001	1201	1201	1401	1607	1801	1957	2201
Belper	1006	1006	1206	1206	1406	1612	1806	2002	2206
Ambergate	1012	1012	1212	1212	1412	1618	1812	2008	2212
Whatstandwell	1016	1016	1216	1216	1416	1622	1816	2012	2216
Cromford	1022	1022	1222	1222	1422	1628	1822	2018	2222
Matlock Bath	1024	1024	1224	1224	1424	1630	1824	2020	2224
Matlock	1027	1027	1227	1227	1428	1633	1827	2023	2227

CODE: ● - From 9 December until 24 March. † - From 31 March until 12 May bus service between Nottingham and Derby.

Matlock - Derby - Nottingham Sunday until 12 May 2013

Matlock	1039	1039	1239	1439	1639	1839	2039	2245
Matlock Bath	1041	1041	1241	1441	1641	1841	2041	2247
Cromford	1044	1044	1244	1444	1644	1844	2044	2250
Whatstandwell	1049	1049	1249	1449	1649	1849	2049	2255
Ambergate	1055	1055	1254	1454	1654	1854	2055	2300
Belper	1100	1100	1300	1500	1701	1900	2100	2307
Duffield	1105	1105	1305	1505	1705	1905	2105	2311
Derby arrive	1111	1111	1312	1512	1712	1912	2112	2318
Long Eaton	1124	1152	1324	1524	1724	1924	2124	2324
Attenborough	1130	1203	1331	1531	1731	1931	2131	2331
Beeston	1133	1209	1334	1534	1734	1934	2134	2334
Nottingham	1141	1229	1341	1541	1741	1941	2141	2341

The Derwent Valley Line is operated by East Midlands Trains. Average journey time between Derby and Matlock is 34 minutes and between Nottingham and Matlock is 1 hour 10 minutes.

Derby has good train connections with many parts of the country including Birmingham, Bristol, Cardiff, Chesterfield, Leeds, Leicester, London, Newcastle and York. Monday to Saturday, trains from London/Leicester provide a 24 minute connection at Derby and most trains from Matlock provide a 6 to 10 minute connection to Leicester/ London trains. Typical travel time between London and Matlock is 2 hours 30 minutes.

Due to occasional late notification of essential engineering work at weekends and Bank Holidays, we strongly advise you to check your train times 24 hours before travel by calling **National Rail Enquiries on 08457 48 49 50** or by visiting eastmidlandstrains.co.uk

PEAK RAIL plc Visit peakrail.co.uk for more information.

All Day Rover Tickets: Adults: £7.50, Senior Citizen: £6.00, Child (6-15 years): £4.00, Child (3-5 years): £2.00.

Discount for train ticket holders only. Terms and conditions. Valid train or rover ticket for day of admission must be shown with this voucher. Not to be used with any other offers, present voucher when paying. Valid until end of 2013. Not valid on special event days. Prices correct at January 2013.

One child FREE with each full paying adult or senior.

CRICH TRAMWAY VILLAGE Visit tramway.co.uk for information.

Open weekends in March, daily from 29 March.

Discounted admission prices are: Adults: £10.00, Senior Citizen: £9.00, Child (3-15 years): £6.00.

Discount for train ticket holders only. Terms and conditions. Valid train or rover ticket for day of admission must be shown with this voucher. Not to be used with any other offers, present voucher when paying. Valid until 3 November 2013. Not valid on premier event days. Prices correct at January 2013.

Up to 25% off normal admission prices.

The Heights of Abraham Visit heightsofabraham.com for more information.

Open 9-24 February, 2, 3, 9, 10 March, then daily from 16 March.

Discounted admission prices are: Adults: £10.80, Senior Citizen: £8.00, Child (5-15 years): £7.20.

Discount for train ticket holders only. Terms and conditions. Valid train or rover ticket for day of admission must be shown with this voucher. Not to be used with any other offers, present voucher when paying. Valid until 3 November 2013. Prices correct at January 2013.

20% off normal admission prices.

DERWENT VALLEY MILLS Sir Richard Arkwright's Masson Mills Visit massonmills.co.uk for more information.

Open daily from 1 February, closed Easter Sunday.

Adults: £3.00, Concessions: £2.50, Child (5-16 years): £2.00.

Discount for train ticket holders only. Terms and conditions. Valid train or rover ticket for day of admission must be shown with this voucher. Not to be used with any other offers, present voucher when paying. Valid until 30 November 2013. Prices correct at January 2013.

One child FREE with each full paying adult or senior.

CHATSWORTH Chatsworth House and Garden Visit chatsworth.org for more information.


Open daily from 10 March until 23 December.

Adult save: £1.50, Senior Citizen/Student save: £1.50.

Discount for bus ticket holders only. Terms and conditions. Valid bus or rover ticket for day of admission must be shown with this voucher. Not to be used with any other offers, present voucher when paying. Valid until 23 December 2013. Prices correct at January 2013.

Reduced admission prices.

Welcome to the **Derwent Valley Line**, your hourly train service linking Nottingham and Derby with the Peak District. Your scenic journey through the Derwent Valley Mills World Heritage Site takes you to a variety of top tourist attractions surrounded by fantastic countryside.

 Rail travellers can enjoy a discounted visit to the tourist attractions in this guide displaying this symbol. Present the discount voucher, along with your valid train or rover ticket, for day of admission.

Nottingham is renowned for its range of independent shops and fabulous boutiques. Discover the city's history at **Nottingham Castle**, its gory past at the **Galleries of Justice** or what's hidden beneath the streets in the **City of Caves**. For a more modern view, visit **Nottingham Contemporary**, one of the largest art spaces in the UK. **08444 775678** experiencenottinghamshire.com



Attenborough Nature Centre overlooks the tranquil waters of the nature reserve, adjacent to the station. **0115 972 1777** attenboroughnaturecentre.co.uk



Derby is great for shopping with a mix of chic boutiques and the modern shopping malls of Westfield Derby. The city has a rich mix of culture and history to be discovered at the **Museum and Art Gallery, Quad and Pickford's House Museum**. The city is also famous for its numerous real ale pubs. **01332 643411** visitderby.co.uk




Derwent Valley Mills World Heritage Site between Derby and Matlock Bath contains a fascinating series of historic mills, water-courses and mill workers' cottages. Explore how 18th Century water power was first successfully harnessed for textile production, establishing the modern factory system. **derwentvalleymills.org**

Belper is an attractive, historic market town with a good range of independent shops, cafes and real ale pubs. A Farmers' Market takes place on the second Saturday of every month. The town's lovely **River Gardens** are next to **Strutt's North Mill** where you can unwind the story of cotton spinning. **01773 880474** belpernorthmill.org



Cromford, home of the first water powered cotton spinning mills. Join a tour of **Arkwright's Cromford Mill** and discover where innovation changed the world. **01629 823256** arkwrightsociety.org.uk Enjoy a stroll on the **Cromford Canal** to **High Peak Junction Workshops**, some of the earliest railway buildings in the world. **01629 823204**

Sir Richard Arkwright's Masson Mills  between Cromford and Matlock Bath. The mills house a retail village and working textile museum with daily machinery demonstrations. **01629 581001** massonmills.co.uk



Ecclesbourne Valley Railway operates heritage trains from platform 3 at Duffield, to the historic town of Wirksworth. Trains operate weekends and Bank Holidays from 2 March plus Tuesdays from 2 April. Duffield depart 11.10+ 13.10 15.10 17.10 Wirksworth arrival 11.43+ 13.43 15.43 17.43

Wirksworth depart 10.20 12.20 14.20 16.20 Wirksworth arrival 10.50 12.50 14.50 16.50 +Trains run 4 minutes later on Sundays. Through tickets to Wirksworth, via Duffield, can be purchased from any station on the National Rail network. Return fare from Derby is £12. **01629 823076** e-v-r.com



 **Crich Tramway Village** Unlimited tram rides offer a unique trip back in time. **01773 854321** tramway.co.uk Monday to Saturday, bus 142 operates between Ripley Road, Ambergate and Crich Tramway.

Ambergate	0924	1124	1324
Crich arrive	0936	1136	1336
Crich depart	1234	1434	1634
Ambergate	1244	1444	1644


Sunday and Bank Holiday Monday bus 140 operates between Matlock Bath and Crich Tramway.

Matlock Bath	1150	1350	1550
Crich arrive	1208	1408	1608
Crich depart	1502	1702	1902
Matlock Bath	1520	1720	1920



Matlock Bath developed as a spa in the 19th century when it became known as 'Little Switzerland', today it remains a popular tourist destination.



Matlock, set beneath the impressive Riber Castle, offers a variety of gift shops and cafés. Splendid Hall Leys Park, provides recreation for young and old and hosts the Farmers' Market on the third Saturday of each month. **Peak Rail**  runs nostalgic steam train rides from platform 2 at Matlock Station through the Derbyshire countryside to Rowsley. **01629 580381** peakrail.co.uk

The **Peak District's** picturesque landscape, grand stately homes and traditional villages are only a short bus ride from Matlock. Local buses link Matlock with Bakewell, Haddon Hall, Chatsworth and surrounding villages.

Explore **Chatsworth's**  magnificent house and gardens. **01246 565300** chatsworth.org Chatsworth is a 20 minute bus ride from Matlock; buses depart from Bakewell Road, a 5 minute walk from Matlock station. **Bus 214 Monday to Saturday**

From Matlock to Chatsworth 0945 hourly until 1445. From Chatsworth to Matlock 1049 hourly until 1649 and at 1814.

Bus 215 Sunday and Bank Holiday Monday From Matlock to Chatsworth 1141 hourly until 1741. From Chatsworth to Matlock 1103 hourly until 1703.



Take the **cable car** for great views and to discover the vast caverns at the **Heights of Abraham**  **01629 582365** heightsofabraham.com Discover life as a Lead Miner at the **Peak District Mining Experience** **01629 583834** peakmines.co.uk **Gullivers Kingdom** has over 35 rides for children to enjoy **01629 580540** gulliversfun.co.uk **Matlock Bath Aquarium** is home to a variety of British and tropical fish. **01629 583624** matlockbathaquarium.co.uk

Wonderful Walks can be enjoyed from local stations including Cromford Canal between Cromford, Whatstandwell and Ambergate, High Tor between Matlock Bath and Matlock and The Chevin above Belper. Twelve Derwent Valley Station to Station walks offer scenic hillside, riverside and woodland walks between stations. Leaflets are available at derbyshire.gov.uk/derwentvalleymills

