

Nottingham-Now Even Nearer!

your guide to the Derwent Valley Line

Designed and produced by Derbyshire County Council, County Hall, Matlock, Derbyshire DE4 3AG www.derbyshire.gov.uk



Nottingham - Derby - Matlock



Tourist Information Centres

Derby **01332 643411** visitderby.co.uk
 Matlock (c/o Ashbourne Tourist Information) **01335 343666** visitpeakdistrict.com
 Nottingham **08444 77 5678** experiencenottinghamshire.com

Contact Information

East Midlands Trains Customer Relations
 For ticket bookings and information about season tickets, groups, business or assisted travel
08457 125 678 eastmidlandstrains.co.uk
TextDirect 18001 08457 125678 for people with hearing impairments.

National Rail Enquiries

08457 48 49 50 nationalrail.co.uk

Traveline Public Transport Information

We recommend you check bus times prior to travel, bus times quoted in this leaflet are correct at November 2013. **0871 200 22 33** derbyshire.gov.uk/buses

Derwent Valley Line Community Rail Partnership

Works to promote and develop the Derwent Valley Line. Partners are East Midlands Trains, local authorities, parish and town councils and other organisations. The Partnership is managed by Derbyshire County Council.

Derwent Valley Line Community Rail Partnership, Derbyshire County Council, Economy, Transport and Environment, County Hall, Matlock DE4 3AG. **01629 538062.** eastmidlandstrains.co.uk/derwentvalleyline

This publication is available in other formats from **Call Derbyshire 01629 533190.**

Tickets to Ride

Great Value Rail Tickets Adult Off Peak Day Return from Derby to Matlock £5.90 and from Nottingham to Matlock £8.70. Off Peak Single and Day Return tickets are valid after 0859 Monday to Friday and anytime at weekends and Bank Holidays.

Groupsave Three or four adults can travel together for the price of two, with up to four accompanying children travelling for just £1 each.

Hop On and Off at Stations on the Way Day Return and Groupsave tickets between any two stations on the Derwent Valley Line (Nottingham-Derby-Matlock) allow you to hop on and off at intermediate stations on both your outward and return journeys. If you break your journey at an intermediate station you must then resume your journey **in the same direction** to your destination. For example, with a day return between Derby and Matlock, you could stop off at Belper and then Whatstandwell en route to Matlock and, on your return to Derby, stop off at Cromford and then Ambergate.

Group Travel

Groups of 10 or more can save 26% on standard rail fares (when booked in advance).



Derbyshire Wayfarer A One Day Rover ticket valid on all bus and rail services within Derbyshire and the Peak District. Not valid for rail travel before 0900 Monday to Friday. Tickets can be purchased at Derby and other staffed stations, from Local Tourist Information Centres and on most local bus services (Wayfarer cannot be purchased on the train).

Derbyshire b-line Card Holders Receive 34% off local train fares as long as one end of your journey is in Derbyshire. derbyshire.gov.uk/bline

Prices correct at December 2013.



Nottingham - Derby - Matlock											Monday to Saturday				
	NS	S	S	NS				NS	S						
Nottingham	0617	0620	0637c	0719	0820	0822	0920	20	1920	2019	2120c	2139c		
Beeston	0624	0625	0643c	0725	0825	0828	0925	25	1925	2025	2125c	2145c		
Attenborough	0627	0628	0728	0829	0831	0929	then	29	1929	2028	2129c	2148c	
Long Eaton	0636	0639	0737	0837	0840	0938	at	37	1936	2037	2137c	2156c	
Derby depart	0540	0652	0654	0721	0752	0852	0855	0952	these	52	1952	2052	2212	2216	
Duffield	0547	0659	0701	0759	0859	0902	0959	times	59	until	1959	2059	2219	2223
Belper	0552	0704	0706	0728	0804	0904	0907	1004	past	04	2004	2104	2224	2228	
Ambergate	0558	0710	0712	▼	0810	0910	0913	1010	each	10	2010	2110	2230	2235	
Whatstandwell	0602	0714	0716	0814	0914	0917	1014	hour	14	2014	2114	2234	2239	
Cromford	0608	0720	0722	0820	0920	0923	1020	20	2020	2120	2240	2245		
Matlock Bath	0610	0722	0724	0822	0922	0925	1022	22	2022	2122	2242	2247		
Matlock	0614	0726	0728	0826	0926	0929	1026	26	2026	2126	2246	2250		



Matlock - Derby - Nottingham											Monday to Saturday			
	NS													
Matlock	0620	0737	37	2037	2141	2255							
Matlock Bath	0622	0739	39	2039	2143	2257							
Cromford	0625	0742	then	42	2042	2146	2300						
Whatstandwell	0630	0747	at	47	2047	2151	2305						
Ambergate	0636	0657	0752	these	52	2052	2156	2310						
Belper	0642	0703	0759	times	59	until	2059	2203	2317					
Duffield	0646	0707	0803	past	03	2103	2207	2321						
Derby arrive	0654	0715	0811	each	11	2111	2215	2329						
Long Eaton	0721c	0741c	0825	hour	23	2123	2310c	2341						
Attenborough	0728c	0749c	0833	31	2131	2317c	2349							
Beeston	0732c	0752c	0836	34	2134	2320c	2352							
Nottingham	0738c	0802c	0846	41*	2141	2328c	0001							

CODE:
S - Saturday; **NS** - Not Saturday;
 c - change at Derby;
 ▼ - to Chesterfield 0742 & Sheffield 0800;
 * Some trains arrive in Nottingham up to 5 minutes later than shown;
 Monday to Saturday, selected services call at Spondon;
 A - Until 9 February and from 30 March;
 B - From 16 February until 23 March;
 D - Until 23 March;
 E - From 30 March.



Photo credits: Cover by Martine Hamilton Knight, QUAD by Graham Lucas Commons, train at top of this page by John Weaver.

Nottingham - Derby - Matlock											Sunday			
	A	B	A	B	D	E								
Nottingham	0926	1127	1323	1522	1528	1722	1727	1922	2122	2126				
Beeston	0932	1132	1329	1528	1534	1728	1733	1928	2128	2131				
Attenborough	0935	1136	1332	1531	1537	1731	1736	1931	2131	2135				
Long Eaton	0943	1143	1340	1539	1545	1739	1744	1939	2139	2143				
Derby depart	0956	1156	1356	1556	1600	1756	1757	1952	2153	2157				
Duffield	1003	1204	1403	1603	1607	1803	1804	1959	2200	2204				
Belper	1008	1209	1408	1608	1612	1808	1809	2004	2205	2209				
Ambergate	1014	1215	1414	1614	1618	1814	1815	2010	2211	2215				
Whatstandwell	1018	1219	1418	1618	1622	1818	1819	2014	2215	2219				
Cromford	1024	1224	1424	1624	1628	1824	1825	2020	2221	2225				
Matlock Bath	1026	1227	1426	1626	1630	1826	1827	2022	2223	2227				
Matlock	1030	1230	1430	1630	1634	1830	1831	2026	2227	2231				

Matlock - Derby - Nottingham											Sunday			
	A	B	A	B										
Matlock	1038	1238	1251	1441	1448	1638	1837	2038	2244					
Matlock Bath	1040	1240	1253	1443	1450	1640	1839	2040	2246					
Cromford	1043	1243	1256	1446	1453	1643	1842	2043	2249					
Whatstandwell	1048	1248	1301	1451	1458	1648	1847	2048	2254					
Ambergate	1054	1254	1307	1456	1503	1654	1853	2054	2300					
Belper	1100	1300	1313	1503	1510	1701	1859	2100	2307					
Duffield	1105	1305	1318	1507	1514	1705	1904	2105	2311					
Derby arrive	1112	1312	1325	1515	1521	1712	1911	2112	2318					
Long Eaton	1124	1324	1337	1526	1533	1724	1923	2124					
Attenborough	1131	1331	1344	1534	1541	1731	1930	2131					
Beeston	1134	1334	1347	1537	1544	1734	1933	2134					
Nottingham	1141	1341	1354	1543	1550	1744	1944	2141					

Travel Information

The Derwent Valley Line is operated by East Midlands Trains. Journey time between Derby and Matlock is 34 minutes and between Nottingham and Matlock is 1 hour and 4 minutes.

Essential engineering work may take place affecting late evening, weekend and Bank Holiday services. We strongly advise that you check your train times 24 hours before travel, by calling **National Rail Enquiries** on **08457 48 49 50** or by visiting eastmidlandstrains.co.uk

Train Connections at Derby

Monday to Saturday, journey time to/from London via Derby is typically 2 hours to Belper and 2 hours 30 minutes to Matlock. Derby has good train connections with many parts of the country including Birmingham, Bristol, Cardiff, Leeds, Leicester, Newcastle and York.

Friends of the Derwent Valley Line
 Cruises operate Saturdays, Sundays and Wednesdays, (subject to weather, water and boat conditions).
 7 minutes walk from Cromford station.
 For full prices and times visit cromfordcanal.org.uk or call the boat line on **07552 055455** (0900 to 1800).
 £1 Reduction on adult tickets. Prices for train ticket holders are: Adults £5.00, Senior Citizen £5.00, Child £3.00
 Discount for train ticket holders only.
 Terms and conditions
 Valid train or day rover ticket for day of admission must be shown with this voucher. Present voucher when paying. Valid until end of 2014. Prices correct at November 2013.

CRICH TRAMWAY VILLAGE
 Visit tramway.co.uk for information.
 Open daily 29 March to 2 November.
 Bus link from Ambergate station.
 Discounted admission prices are: Adults: £9.00, Senior Citizen: £8.00, Child (3-15 years): £5.00.
 Discount for train ticket holders only.
 Terms and conditions
 Valid train or rover ticket for day of admission must be shown with this voucher. Not to be used with any other offers. Present voucher when paying. Valid until 2 November 2014. Not valid on premier event days. Prices correct at November 2013.


The Heights of Abraham
 Visit heightsofabraham.com for more information.
 Open 15 February to 2 March, weekends in March, then daily from 29 March.
 3 minutes walk from Matlock Bath station.
 Discounted admission prices are: Adults: £10.80, Senior Citizen: £8.00, Child (5-15 years): £7.20.
 Discount for train ticket holders only.
 Terms and conditions
 Valid train or rover ticket for day of admission must be shown with this voucher. Not to be used with any other offers. Present voucher when paying. Valid until 2 November 2014. Prices correct at November 2013.

DERWENT VALLEY MILLS
 Sir Richard Arkwright's Masson Mills
 Visit massonmills.co.uk for more information.
 Open daily until 30 November, except Easter Sunday. (Check January opening times in inclement weather).
 20 minutes walk from Cromford or Matlock Bath station.
 Adults: £3.00, Concessions: £2.50, Child (5-16 years): £2.00.
 Discount for train ticket holders only.
 Terms and conditions
 Valid train or rover ticket for day of admission must be shown with this voucher. Not to be used with any other offers. Present voucher when paying. Valid until 30 November 2014. Prices correct at November 2013.

CHATSWORTH
 Chatsworth House and Garden
 Visit chatsworth.org for more information.
 Open daily from 16 March to 23 December.
 Bus link from Matlock.
 Adult save: £2.00, Senior Citizen/Student save: £2.00.
 Discount for bus ticket holders only.
 Terms and conditions
 Valid bus or rover ticket for day of admission must be shown with this voucher. Not to be used with any other offers. Present voucher when paying. Valid until 23 December 2014. Prices correct at November 2013.



Welcome to the Derwent Valley Line. This new timetable brings quicker journey times to Nottingham from stations on the Derwent Valley Line, with travel time reduced by up to 13 minutes on most trains. Your scenic trip through the Derwent Valley Mills World Heritage Site takes you to a variety of great tourist attractions. New for this season are boat trips on the historic Cromford Canal.

 Rail travellers can enjoy a discounted visit to the tourist attractions in this guide displaying this symbol. Present the discount voucher, along with your valid train or rover ticket, for day of admission.

Nottingham is now even nearer with quicker journey times, giving you more time to enjoy the renowned range of fabulous shops and boutiques. **Nottingham Castle** is at the heart of the Robin Hood legend, whilst the city's gory past is retold at the **Galleries of Justice** and life underground revealed at the **City of Caves**. Art lovers can enjoy a more modern view at **Nottingham Contemporary**. **08444 775678** experiencenottinghamshire.com



Attenborough Nature Centre overlooks the tranquil waters of the nature reserve, adjacent to the station. **0115 972 1777** attenboroughnaturecentre.co.uk



Derby is great for shopping with a mix of chic boutiques and the modern shopping malls of Westfield Derby. The city has a rich mix of culture and history to be discovered at the **Museum and Art Gallery, Quad** and **Pickford's House Museum**. The city is also famous for its numerous real ale pubs. **01332 643411** visiterby.co.uk




Derwent Valley Mills World Heritage Site from Derby to Matlock Bath is a series of fascinating historic textile mills, water courses and mill workers' cottages. Discover how 18th Century water power was first successfully harnessed to create the modern factory system.

Belper is an attractive, historic market town with a good range of independent shops, cafes and real ale pubs. A Farmers' Market takes place on the second Saturday of every month. The town's lovely **River Gardens** are next to **Strutt's North Mill** where you can unwind the story of cotton spinning. **01773 880474** belpernorthmill.org

Cromford, home of the first water powered cotton spinning mills. Join a tour of **Arkwright's Cromford Mill** and discover where innovation changed the world. **01629 823256** arkwrightsociety.org.uk

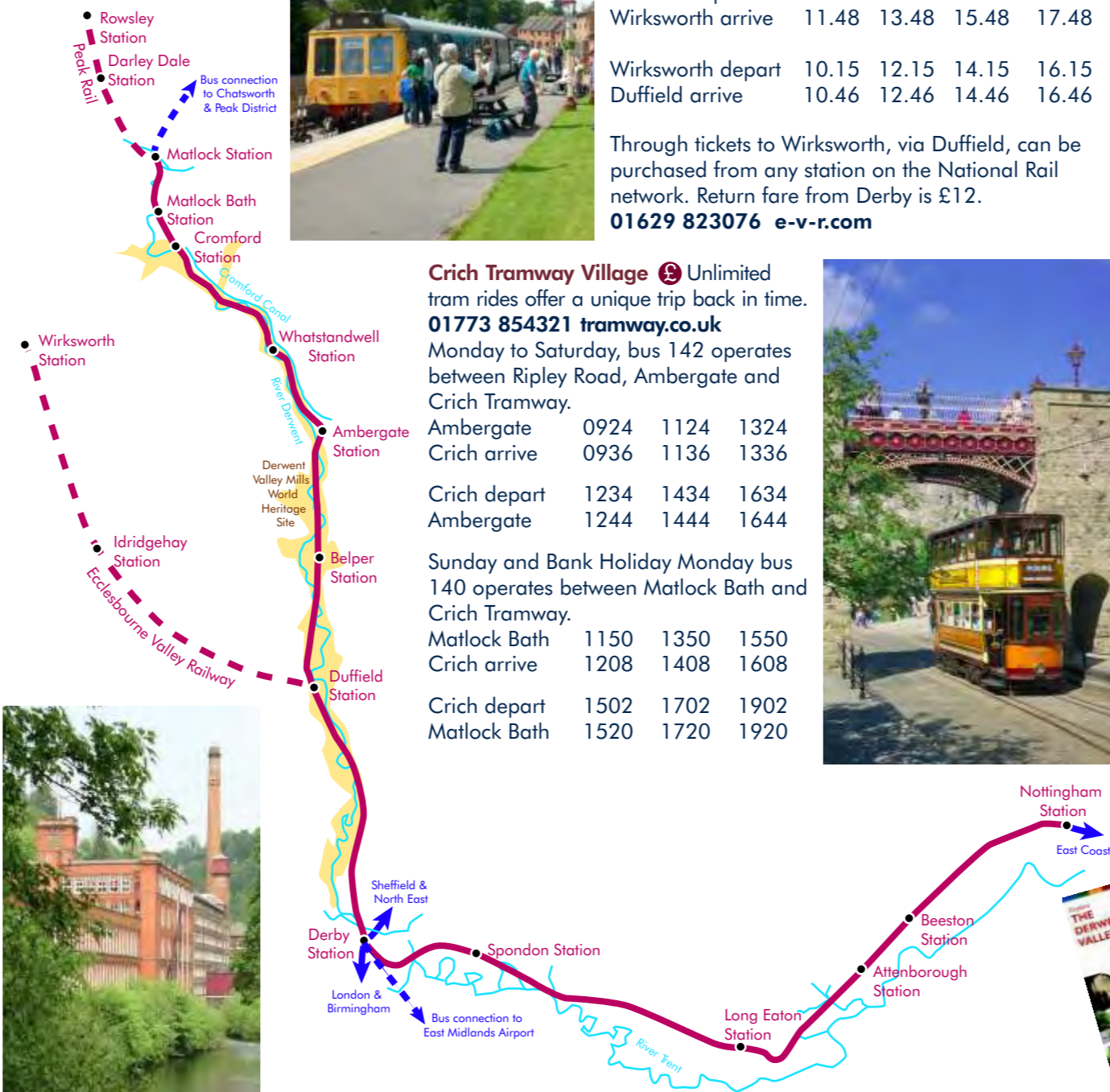
New for 2014

Cromford Canal Narrow Boat Cruises  from Cromford Wharf, on board the historic narrow boat Birdwood. The Friends of Cromford Canal offer regular 2 hour cruises, with full commentary, whilst you relax enjoying the views of the local heritage and wildlife. **07552 055455** cromfordcanal.org.uk



Alternatively, enjoy a stroll on the **Cromford Canal to High Peak Junction Workshops**, some of the earliest railway buildings in the world. **01629 823204**

Sir Richard Arkwright's Masson Mills  between Cromford and Matlock Bath. The mills house a retail village and working textile museum with machinery demonstrations Monday to Saturday at 11am and 2pm, Sundays at 12 noon and 2pm. No need to book, just turn up. **01629 581001** massonmills.co.uk



Ecclesbourne Valley Railway operates heritage trains from platform 3 at Duffield, to the historic town of Wirksworth. Trains operate at weekends from 22 March and Tuesdays from 1 April.

Duffield depart	11.15	13.15	15.15	17.15
Wirksworth arrive	11.48	13.48	15.48	17.48

Wirksworth depart	10.15	12.15	14.15	16.15
Duffield arrive	10.46	12.46	14.46	16.46

Through tickets to Wirksworth, via Duffield, can be purchased from any station on the National Rail network. Return fare from Derby is £12. **01629 823076** e-v-r.com

Crich Tramway Village  Unlimited tram rides offer a unique trip back in time. **01773 854321** tramway.co.uk

Monday to Saturday, bus 142 operates between Ripley Road, Ambergate and Crich Tramway.

Ambergate	0924	1124	1324
Crich arrive	0936	1136	1336
Crich depart	1234	1434	1634
Ambergate	1244	1444	1644

Sunday and Bank Holiday Monday bus 140 operates between Matlock Bath and Crich Tramway.

Matlock Bath	1150	1350	1550
Crich arrive	1208	1408	1608
Crich depart	1502	1702	1902
Matlock Bath	1520	1720	1920



Matlock Bath developed as a spa in the 19th century when it became known as 'Little Switzerland', today it remains a popular tourist destination.



Heights of Abraham 

for a great day out. Your discounted **cable car** ticket also gives free entry to the caverns and hilltop park. **01629 582365** heightsof-abraham.com



Discover life as a Lead Miner at the **Peak District Mining Experience** **01629 583834** peakmines.co.uk **Gullivers Kingdom** has over 35 rides for children to enjoy **01629 580540** gulliversfun.co.uk **Matlock Bath Aquarium** is home to a variety of British and tropical fish. **01629 583624** matlockbathaquarium.co.uk



Wonderful Walks can be enjoyed from local stations including Cromford Canal between Cromford, Whatstandwell and Ambergate, High Tor between Matlock Bath and Matlock and The Chevin above Belper. Twelve Derwent Valley Station to Station walks offer scenic hillside, riverside and woodland walks between stations. Leaflets are available at derbyshire.gov.uk/derwentvalleymills


Matlock, set beneath the impressive Riber Castle, offers a variety of gift shops and cafés. Splendid Hall Leys Park, provides recreation for young and old and hosts the Farmers' Market on the third Saturday of each month.

Peak Rail's nostalgic steam trains depart Platform 2 at Matlock Station for Rowsley, home to a collection of historic locomotives and train carriages. Through tickets to Rowsley via Matlock are available from any station on the National Rail network. Trains operate at weekends and on Wednesdays from 1 March 2014. **01629 580381** peakrail.co.uk



Matlock depart	1148	1306	1424	1536	1641
Rowsley arrive	1208	1326	1444	1553	1658

Rowsley depart	1115	1233	1351	1509	1614
Matlock arrive	1135	1253	1411	1526	1631

The **Peak District's** picturesque landscape, grand stately homes and traditional villages are only a short bus ride from Matlock. Local buses link Matlock with Bakewell, Haddon Hall, Chatsworth and surrounding villages. Explore **Chatsworth's**  magnificent house and gardens. **01246 565300** chatsworth.org Chatsworth is a 22 minute bus ride from Matlock; buses depart from Bakewell Road, a 5 minute walk from Matlock station.

Bus 218 Monday to Saturday From Matlock to Chatsworth 0950, hourly until 1550. From Chatsworth to Matlock 1023, hourly until 1523, then at 1633, 1743 and 1843.

Bus 215 Sunday and Bank Holiday Monday From Matlock to Chatsworth 1141 hourly until 1741. From Chatsworth to Matlock 1103 hourly until 1703.

