


Birding Walk for Kids (5.5 km)




1. From the Visitor Centre, cross over the road and head towards the lake with the Echill's Wood Railway Station on your left & Lake View Play Area on your right.
2. At the lakeside, bear left and cross over the wooden bridge running parallel to the railway line. Follow the path round to the right and continue along the main path (the large lake to your right is Bodymoor Heath Pool and the smaller one to your left is Willow's Pool).
3. After 2-3 minutes (just past Willow's Pool) you will come to a wooden seat at a junction. Here, turn left, then keep to the right and follow the wide path through the meadow towards some trees.
4. Continue through the trees until you reach a crossroads. Turn left past the barrier and cross over a parking area until you reach the road (you will go past a map of the Water Park and a toilet block on your right) . Turn right and you will see the Adventure Playground straight ahead.
5. Note: If you want to you can stop here for a while, enjoy the playground and, in the summer months, perhaps even have a ride on the pedal boats* on Mitchell's Pool.
6. If you're not going to the playground or pedal boats, continue for a few metres then turn left along the wide track just past the dog bin (alternatively if you do go to the playground then retrace your steps and turn right *before* the dog bin).
7. You are now following the path along by Club Pool (the pool is on your right) and in summer it is usually covered with water lilies. You might even see a coot or moorhen 'walking' carefully over the lily pads. Continue along this path for about 200 metres until you eventually go under the M42 Motorway bridge.
8. Follow this wide path (ignoring the smaller ones to the left and right) and, after about 200m, continue on the main path where it bends round to the right. As you walk along this path you will see sheep, goats and donkeys in the fields to your left; this is the back of Broomey croft Children's Farm. After about 400m the path bends round to the left and, at the junction, before the path opens out into a picnic area, take the path to your right. Broomey Croft Pool will be on your left. (Note: dogs must be kept on a lead here) Continue straight on, keeping Broomey Croft Pool on your left.
9. When you reach a gate go straight on into the Nature Reserve. Follow this main path as it continues past Broomey Croft Pool and alongside the next pool (Canal Pool) on your left. If you look out over Canal Pool you will see 2 small islands, both inhabited by the largest inland colony of terns in the country. After about 150m the path bends round to the left. Here you might want to stop for a few minutes and




F View from bird hide



G Birmingham & Fazeley Canal



H Woodland Walk



I Pruno Crossing



J Great crested grebe

Podiceps cristatus

visit the 2 bird hides to your right which look out over Cliff Pool; charts inside help you identify the various birds. Continue along the path for another 100m and you will see the 3rd hide where you might be lucky enough to see the blue flash of an elusive kingfisher.

10. At the end of the path go through the metal gate and turn left. To your right is the Birmingham to Fazeley Canal; in summer there are often narrow boats going through the lock ahead. Follow the main path round to the left just before the Lock Keepers cottage and continue for about 500m (past several wooden benches and an enclosed field to your right).

11. Turn left before 2 metal and follow the wide path alongside the lake. When you reach the jetty, turn right and go through the barriers onto the road. Broomey Croft Children's Farm (open weekends and school holidays) and the Cafe are on your left.

12. Continue along the road for about 250m then turn left onto a narrow path (opposite the small pedestrian gate which leads into the caravan park on your right). At the T junction turn left then continue for about 50m until you come to another junction. Turn right onto the wide path and continue for about 200m, going back under the motorway bridge.

13. After the bridge, take the right turn (opposite the wooden sign) onto the Woodland Walk. Follow the path and cross over the railway line at Pruno Crossing (watching out for trains), turn right and after about 100m, cross 2 more railway lines to pass the Bug Hotel on your right. A bit further on you will see the Wood Spirit, who watches over the woods.

14. Follow the path until you come to the road. (On the lake to your right, just before you reach the road, you might see nesting birds such as coots and grebes in spring time. Even later in the year the abandoned nests are still visible, built around the tree branches that overhang the water). Turn right when you reach the road and continue along the road to the Visitor Centre.

* Pedal boats available for 15 minute sessions throughout most of the summer; weekends and school holidays. Costs apply

HAVE FUN!

From the Friends of Kingsbury Water Park

To give feedback or for more information contact us: info@friendsofkingsburywaterpark.org.uk



niche
Ecological Consultants



0 250 500 m

Birding Walk for Kids (5.5 km)

May 2015