

**Glencaple 25TT Course Route**

The Turn

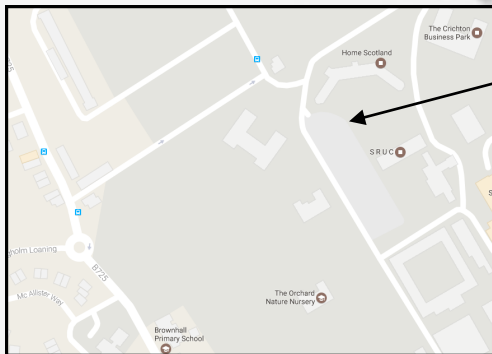
Start

Finish

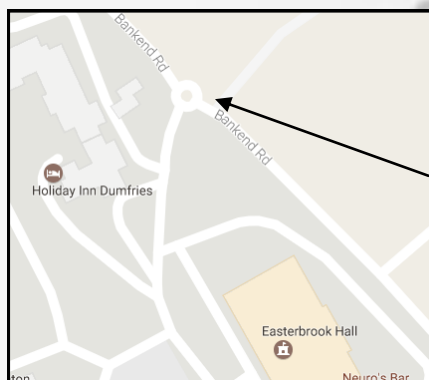
### Course Details

Glencaple 25 is an extension of our 10 course and follows a circular out and back route. The course starts at Brownhall Primary School, runs anti lock wise, passing through Glencaple then Shearington and Bankend. The turn is a mini roundabout at the entrance to Easterbrook Hall. The course then heads back on the same route finishing about 1.3 miles from the start at Brownhall.

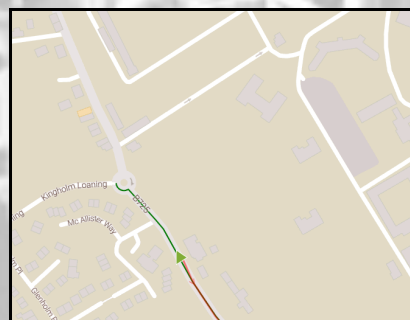
Total elevation for the course is approx. 701ft



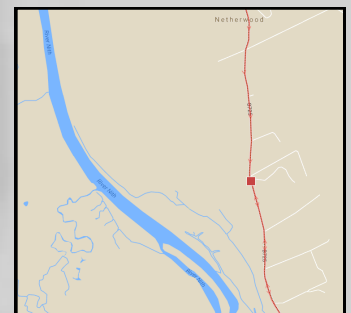
Parking at Crichton Campus



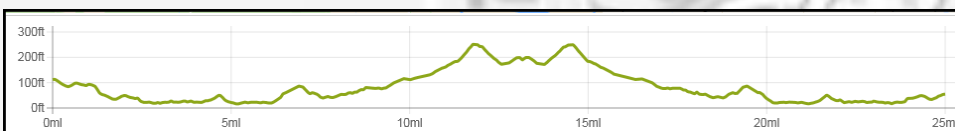
The Turn at Easterbrook Hall mini roundabout



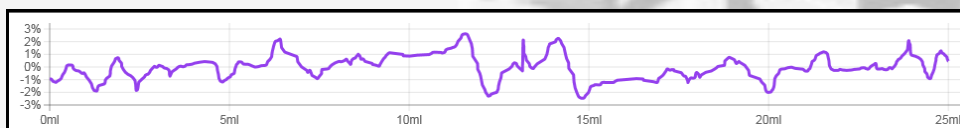
Start location.



Finish location.



Course Profile



Course Gradient

↔	distance	25.00 ml
▲	Ascent	701 ft
▲	Max Grad	2.6 %
▼	Min Grad	-2.5 %