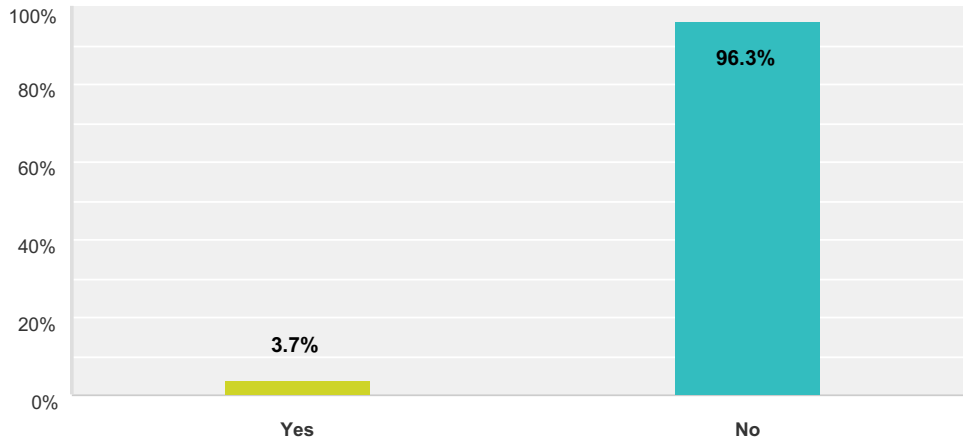


Q1 Should the building of houses on Allison Park be permitted ?

Answered: 1,861 Skipped: 0

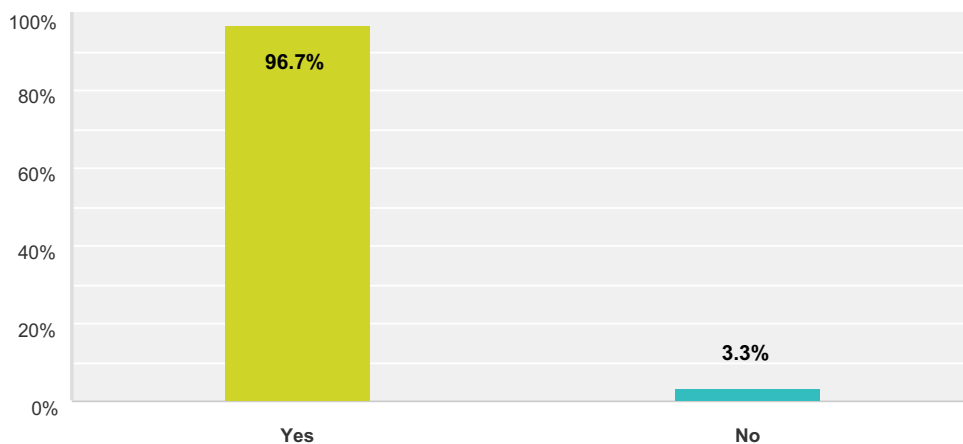


Answer Choices	Responses
Yes (1)	3.7% 68
No (2)	96.3% 1,793
Total	1,861

Basic Statistics				
Minimum	Maximum	Median	Mean	Standard Deviation
1.00	3.00	3.00	2.93	0.38

Q2 Should the City of Edinburgh Council take all possible steps to safeguard Allison park for recreational use only?

Answered: 1,838 Skipped: 23

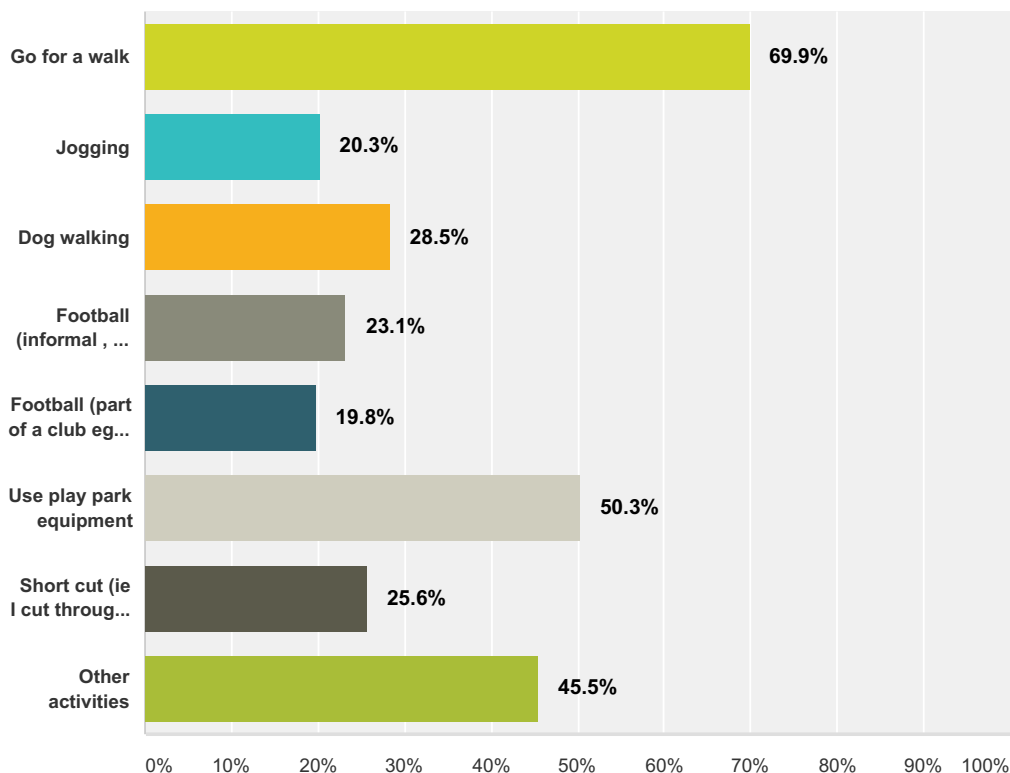


Answer Choices	Responses
Yes (1)	96.7% 1,778
No (2)	3.3% 60
Total	1,838

Basic Statistics				
Minimum 1.00	Maximum 2.00	Median 1.00	Mean 1.03	Standard Deviation 0.18

Q3 What do you use Allison Park for ? (tick as many as you like)

Answered: 1,564 Skipped: 297

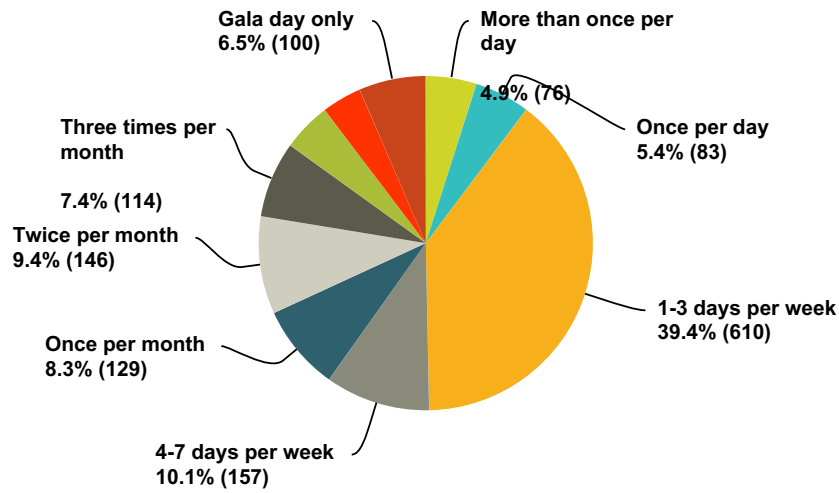


Answer Choices	Responses
Go for a walk (1)	69.9% 1,093
Jogging (2)	20.3% 318
Dog walking (3)	28.5% 445
Football (informal , not part of a club) (4)	23.1% 361
Football (part of a club eg Ksq) (5)	19.8% 309
Use play park equipment (6)	50.3% 787
Short cut (ie I cut through the park to get somewhere) (7)	25.6% 400
Other activities (8)	45.5% 712
Total Respondents: 1,564	

Basic Statistics				
Minimum 1.00	Maximum 8.00	Median 4.00	Mean 4.36	Standard Deviation 2.58

Q4 How often do you visit Allison Park on average (excluding winter months)?

Answered: 1,548 Skipped: 313

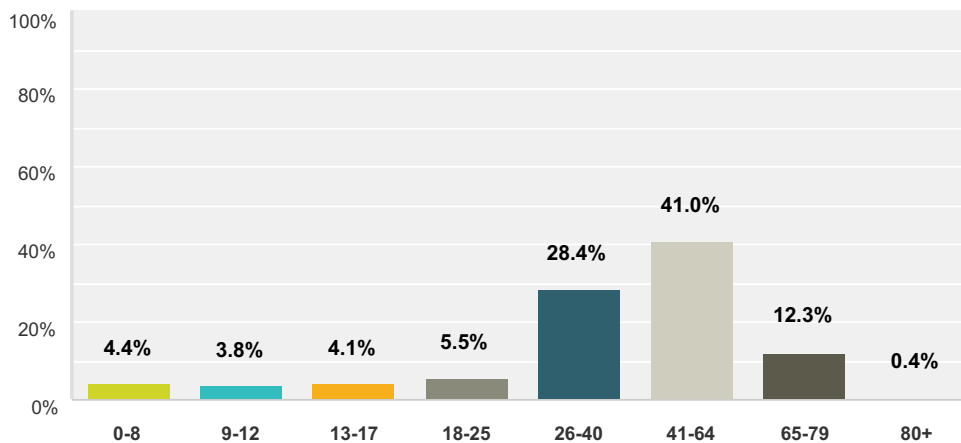


Answer Choices	Responses
More than once per day (1)	4.9% 76
Once per day (2)	5.4% 83
1-3 days per week (3)	39.4% 610
4-7 days per week (4)	10.1% 157
Once per month (5)	8.3% 129
Twice per month (6)	9.4% 146
Three times per month (7)	7.4% 114
Once every other month (8)	4.7% 73
Once per year (excluding gala day) (9)	3.9% 60
Gala day only (10)	6.5% 100
Total	1,548

Basic Statistics				
Minimum	Maximum	Median	Mean	Standard Deviation
1.00	10.00	4.00	4.61	2.42

Q5 Please tell us what age group you fit in to?

Answered: 1,569 Skipped: 292



Answer Choices	Responses	Count
0-8 (1)	4.4%	69
9-12 (2)	3.8%	59
13-17 (3)	4.1%	65
18-25 (4)	5.5%	87
26-40 (5)	28.4%	445
41-64 (6)	41.0%	644
65-79 (7)	12.3%	193
80+ (8)	0.4%	7
Total		1,569

Basic Statistics				
Minimum	Maximum	Median	Mean	Standard Deviation
1.00	8.00	6.00	5.24	1.47

Q6 Please type your name and address (note each person at the same address can also complete the questionnaire if they wish).

Answered: 1,605 Skipped: 256