



This badge is 5" long by 3" high

A Challenge for all sections based on the much loved film, 'The Wizard Of Oz'

Complete one or more activity from each section to earn the badge.

Badges will be available until July 2012.

DOROTHY

1. Decorate some old pumps / shoes to make them into ruby slippers.
2. Make a 'There's no place like home' wall plaque.
3. Using a map and compass plot your way home from your meeting place.
4. Look at the work carried out by a local homeless charity.
5. Complete the badge / octant Home Skills, Independent Living or Finding Your Way.




TOTO

1. Have a Dog Show (real or toy) in your meeting place or visit a local Dog Show.
2. Invite a Dog Trainer to your meeting to show you how it's done.
3. Make an origami nodding dog. You will find the instructions on the internet.
4. Toto led the characters to Dorothy, look at the work carried out by Guide Dogs for the Blind.
5. Complete the badge Friend to Animals (pet section) or Animal Active.



TINMAN



1. Do some exercises to really get your heart pumping.
2. Make a 'heart craft' using any method / materials you wish.
3. Use tinfoil to create your own Tinman.
4. Understand how important it is to keep a healthy heart. Look at the work of the British Heart Foundation or similar charity.
5. Complete the badge / octant Healthy Heart, Healthy Lifestyle.

SCARECROW

1. Make a scarecrow using any materials you wish.
2. Complete the Wizard of Oz Wordsearch.
3. Make up your own quiz based on the Wizard of Oz or musicals in general and test the knowledge of the other members of your unit.
4. Look at the work of a mental health charity.
5. Complete the Number Fun badge or try some number puzzles.



LION

1. Try an adventurous activity you have never tried before.
2. Make a lion craft.
3. Visit a Zoo or Safari Park to see the lions.
4. Research some Children of Courage awards and find out what they did to achieve their award. What's the bravest thing you've ever done?
5. Complete the badge Friend to Animals (Zoo section) or Animal Active Go For It.



RAINBOW



1. Use science to make your own rainbow.
2. Bake a Rainbow Cake
3. Compile a Top Ten using only songs with colours in their title.
4. Have a Rainbow Scavenger Hunt.
5. Make a rainbow craft using any method / materials

WIZARDS & WITCHES

1. Make wands or fairy wings.
2. If you could choose three wishes, what would they be?
3. Make some jewellery using only green (emerald) beads.
4. Make a witches / wizards hat.
5. Make some flying monkeys (paper aeroplanes) and have a flying competition.
6. Complete the compass points and make your own witches of the north and south. Are they good or evil?



EXTRA IDEAS



1. Put on your own production of 'The Wizard Of Oz'.
2. Make some Munchkins.
3. Make some of the characters form beads.
4. Have a Wizard Of Oz movie night. Look out for the new Oz films in 2011 and 2012.
5. Have a Wizards Awards Ceremony for your unit.

Wonderful Wizard of Oz

H	Z	W	V	N	S	D	N	N	B	F	C	L	D	S	Y	V	E	C	S	Z	T
V	C	P	I	A	N	I	O	R	A	O	I	N	Q	P	T	N	H	O	I	Y	J
F	L	T	S	Z	K	O	O	R	W	M	A	R	O	T	I	I	F	U	L	O	A
D	O	N	I	H	A	O	P	A	O	L	N	P	E	N	C	J	U	R	V	V	D
O	A	R	C	W	M	R	R	L	R	T	P	I	Y	Q	D	V	N	A	E	E	N
K	M	N	E	S	D	D	D	A	A	I	H	T	T	V	L	Y	C	G	R	R	I
Q	U	G	T	S	L	E	G	O	E	C	R	Y	E	G	A	B	L	E	C	T	L
M	V	I	M	Y	T	Y	K	S	F	I	E	E	J	T	R	A	E	H	I	H	G
J	C	Z	L	R	D	Z	I	C	H	O	W	L	V	A	E	I	H	O	G	E	E
K	X	I	E	U	Y	U	R	T	I	L	Z	O	I	R	M	T	E	B	A	R	R
B	O	T	J	Z	F	V	N	L	Z	W	B	N	R	K	E	A	N	X	M	A	U
N	A	T	O	T	O	E	T	O	R	N	A	D	O	C	E	N	R	R	X	I	T
W	U	U	S	R	E	P	P	I	L	S	Y	B	U	R	E	H	Y	S	F	N	N
Y	O	I	J	T	Y	E	L	L	O	W	B	R	I	C	K	R	O	A	D	B	E
G	G	T	E	C	H	N	I	C	O	L	O	R	Z	Z	X	V	A	M	V	O	V
W	H	N	M	U	A	B	K	N	A	R	F	L	B	L	K	X	W	C	E	W	D
I	I	G	N	I	T	L	E	M	A	U	N	T	E	M	Z	J	A	N	S	W	A
N	V	Q	Y	D	T	V	M	C	Z	T	E	Z	Y	R	L	L	D	N	U	Z	A

ADVENTURE

AUNT EM

BRAIN

BROOMSTICK

COURAGE

COWARDLY LION

DOROTHY

EMERALD CITY

FIRE

FOREST

GLINDA

HEART

JUDY GARLAND

KANSAS

L. FRANK BAUM

MAGIC

MELTING

MUNCHKIN

NERVE

NINETEEN THIRTY-NINE

NO PLACE LIKE HOME

OVER THE RAINBOW

POPPIES

RUBY SLIPPERS

SCARECROW

SILVER

TECHNICOLOR

TIN MAN

TORNADO

TOTO

UNCLE HENRY

WATER

WICKED WITCH

WIZARD OF OZ

YELLOW BRICK ROAD

To answer the trivia question, look for a word or phrase that is hidden in the puzzle, but not in the word list.

Trivia: In the film, Dorothy wears ruby slippers. In L. Frank Baum's novel, Dorothy's slippers were this color.

Answer: _____



How to Make a Rainbow Science Experiment: Refraction

1



Fill your glass about 3/4 of the way with water.

2



Put the mirror in the glass while carefully trying to position it so it stays angled at the bottom, facing slightly upwards.

things you'll need:

A clear, large drinking glass

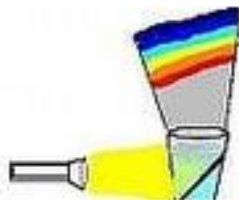
Small mirror that will fit into glass

Water

A flashlight

A room with white/light colored walls

3



darken the room a bit and shine the flashlight on the mirror that is submerged in the glass.

4




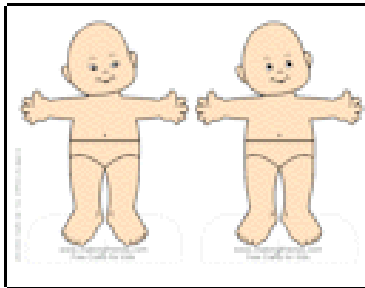
Look around the room for your rainbow. Feel free to move the light which will cause the rainbow to shift.



MUNCHKINS

You will find lots of templates on this website.

http://www.makingfriends.com/f_Friends.htm



BEAD CHARACTERS

You will find lots of templates on this website.

<http://www.beadiecritters.com/patternindexframe.htm>



Rainbow Fairy Cake Recipe Ingredients

- 125g butter
 - 125g caster sugar
 - 1/2 teaspoon vanilla essence
 - 2 large eggs
 - 125g self-raising flour, sifted
 - 2 tablespoons milk
 - 1 tub coloured sprinkles
-
- Cream the butter and sugar together in a bowl and then add the vanilla essence.
 - Add the eggs, one at a time, adding a spoonful of flour between each.
 - Fold in the rest of the flour and then add a little milk as needed.
 - Mix in as many of the coloured sprinkles as you wish.
 - Divide the mixture between 12 bun cases in a muffin tin. Bake in the oven at 200°C (Electric oven | Electric fan oven 180°C | Gas Mark 6) for 10 - 20 minutes until cooked and golden on top. Don't overcook the fairy cakes otherwise they will dry out. Lift the fairy cakes out of the muffin tin and leave to cool on a wire rack.
 - For a simple icing topping, add a little water to some icing sugar until you have a smooth paste. When the cakes are cool, drizzle some icing mixture over the top. These fairy cakes are best eaten on the day they are made.





ORDER FORM

Name
Unit
Address

Postcode

I wish to order _____ badges at £1 each

Total £ _____

Please make cheque payable to
North East Liverpool Girl Guides

And send to:
Wizard of Oz
c/o 30 Marford Road
West Derby
Liverpool
L12 5HH

Please send a stamped addressed envelope with your order.
Up to 10 badges - A5 envelope, large letter stamp
10 ~ 30 - A4 envelope, 2 large letter stamps

If you have any questions you can email me on
neliverpooldivision@gmail.com