

South  
Antrim

Titanic

Challenge

Badge






**Titanic Challenge Badge**  
**South Antrim**



# Celebrating the Centenary



# Of the Titanic



**Welcome to the Titanic Challenge. This badge has been created by South Antrim County to commemorate the 100<sup>th</sup> anniversary of the Titanic. The challenge is split into 5 sections – Media, Science, Design, Music and Fun & Games. To gain a badge Rainbows should do 4 activities from different sections; Brownies should do 6 activities, including one from each section; Guides should do 8 activities; Senior Section should do 10 and adults should do 12. Use the ship on page 33 to help chart your progress. When you have finished the challenge, don't forget to order your badges using the form on page 32. We hope you'll enjoy participating in the challenge. Please visit our website at [www.titanicchallenge.btck.co.uk](http://www.titanicchallenge.btck.co.uk) for more resources, and send any feedback on the challenge to [titanicchallenge@hotmail.co.uk](mailto:titanicchallenge@hotmail.co.uk).**

South  
Antrim

Titanic


Challenge

Badge



**MEDIA**





**Read a book about the Titanic e.g. :-**



**Rainbows: Samson's Titanic Journey by Lauren Graham (0954616359), Polar the Titanic Bear by Daisy Corning Stone Spedden (0316806250)**

**Brownies: Tonight on the Titanic (Magic Tree House) by Mary Pope Osborne (0439086728), Titanic (Usborne Young Readers) by Katie Daynes (074606831X), Kaspar, Prince of Cats by Michael Morpurgo (9780007267002)**

**Guides: My Story – Titanic, An Edwardian Girls Diary by Ellen Emerson White (1407103784), American Sisters – A Titanic Journey Across the Sea by Laurie Lawlor (0671027182)**

**Senior Section: Titanic Survivor by Violet Jessop (9780750946636)**

**Adults: Lost Voices from the Titanic by Nick Barrat (1848091516), A Night to Remember by Walter Lord (0805077642)**



**Watch a film about the Titanic e.g. :-**

**Rainbows & Brownies: Titanic the Animated Movie (cert U, released 2002, running time 72 min)**

**Guides: Ghosts of the Abyss (cert PG, released 2003, running time 59 min)**

**Senior Section: Titanic (cert 12, released 1997, running time 194 min)**

**Adults: A Night to Remember (cert U, released 1958, running time 123 min)**

**Or Find out if there is a play or musical about the Titanic on near you. (Titanic the Musical is on in the Grand Opera House, Belfast from 10-14 April 2012)**



**Use the internet to research the Titanic**

**Find out :-**

- **where it was built and who by**
- **the route it was due to take**
- **passenger details, including Molly Brown, one of the Titanic's most famous passengers**
- **why and how it sank**

[www.encycolpedia-titanica.org](http://www.encycolpedia-titanica.org)

[www.rmstitanic.net](http://www.rmstitanic.net)

[www.titanicinbelfast.com](http://www.titanicinbelfast.com)

[www.historyonthenet.com/titanic](http://www.historyonthenet.com/titanic)

[www.titanic-titanic.com](http://www.titanic-titanic.com)

[www.kids.britannica.com/titanic](http://www.kids.britannica.com/titanic)



**TITANICA**

**Take a trip**

**Visit a Titanic exhibition e.g. at the Ulster Folk and Transport Museum, the O2 or somewhere close to you**

**Visit a harbour or dockyard e.g. Titanic Quarter in Belfast**

**Take a tour of a ship e.g. HMS Belfast or the Royal Yacht Britannia**



South  
Antrim

Titanic

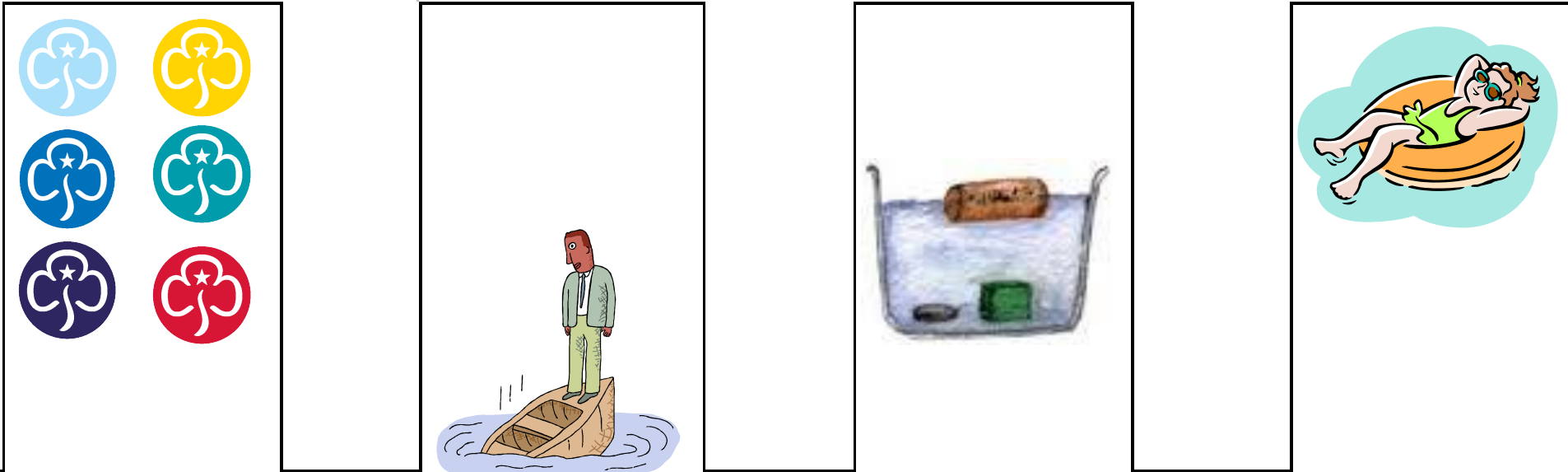
Challenge

Badge




SCIENCE





## **Sinking and floating**

- 1. Gather together a variety of objects**
- 2. Guess whether they will sink or float and write down your guesses**
- 3. Use a large basin of water to test the objects and see if your guesses were right**
- 4. Some more interesting objects to try are a lemon and a lime, a peeled orange and an unpeeled orange, and a can of a diet soft drink and a can of a normal soft drink.**
- 5. Think about why some things float and some things sink. If you have access to a computer, Rainbows might like to try the game at [www.bbc.co.uk/schools/digger/5\\_7entry/8.shtml](http://www.bbc.co.uk/schools/digger/5_7entry/8.shtml) to find out about sinking and floating.**



**Use the internet, or visit a library to find out about icebergs**


**Find out:-**

- **What they are**
- **How they are formed**
- **Where they are found**
- **any other interesting facts about them**



**Play the “Melting Iceberg” game**

- 1. Set a piece of newspaper on the ground for each player. These are the icebergs.**
- 2. The players move around the room to music. When the music stops they each have to get on an iceberg.**
- 3. Take one iceberg away each time, to represent the icebergs melting. There are two ways the game can be played, either there can only be one person on an iceberg, and whoever doesn't get on one is out, or the players must co-operate and share the remaining icebergs so that everyone stays in.**



**Make a boat move on water**

- 1. Cut 2 small boats out of cardboard (see templates above)**
- 2. Fill a large basin with water**
- 3. Rub a small amount of washing up liquid on the bottom of one of the boats**
- 4. Place the boat with no washing liquid onto the water (it will not move)**
- 5. Place the boat with the washing liquid in the water; it will start to move forward in the water**

***The science bit – There is a skin on water, when you place the boat with no washing liquid into the water it remains stable on the skin of the water. When the boat with the washing liquid is placed into the water, the washing liquid begins to break the skin of the water and the boat is forced forward.***

South  
Antrim

Titanic



Challenge

Badge





DESIGN





**Design a menu that may have been served on the Titanic**

- **decide which class your meal would have been served in**
- **make a menu card**
- **if you have the time or the facilities you could make your meal.**
- **you may find the following books helpful – “RMS Titanic; Dinner is Served” by Yvonne Hume, & “Last Dinner on the Titanic” by Rick Archbold & Dana McCauley.**



**Colour a picture or make a poster of the Titanic**

**Websites with colouring pages:-**

**[http://www.kids-n-fun.com/coloringpages/kleurplaat\\_Titanic\\_313.aspx](http://www.kids-n-fun.com/coloringpages/kleurplaat_Titanic_313.aspx)**


**<http://www.supercoloring.com/pages/titanic/>**

**<http://www.colormegood.com/transportation/boat.html>**

**<http://www.coloring-pages-book-for-kids-boys.com/coloring-page-cruise-ships.html>**

**<http://hubpages.com/hub/Free-Coloring-Pages-Titanic-Coloring-Pages>**





### **Design and make a boat**

- from craft foam [http://www.ehow.co.uk/how\\_6223506\\_easily-make-toy-boat.html](http://www.ehow.co.uk/how_6223506_easily-make-toy-boat.html)
- from a milk or juice carton [http://www.dltk-kids.com/crafts/transportation/milk\\_carton\\_pirate\\_ship.htm](http://www.dltk-kids.com/crafts/transportation/milk_carton_pirate_ship.htm)
- from a margarine or butter tub  
<http://bradleyinf.kgfl.digitalbrain.com/kgfl/schools/bradleyinf/web/Reception%20Topics/What%20do%20I%20see/Transport%20and%20Journeys/Margarine%20Tub%20Boat/>
- from paper <http://www.laits.utexas.edu/hebrew/personal/toolbox/acm/boat/boat.html>
- from a foil tray (with a steam engine) <http://www.laits.utexas.edu/hebrew/personal/toolbox/acm/boat/boat.html>
- If you have access to the materials, Guides, Senior Section and Adults could try making a raft  
<http://www.trentlock.org/publications/ACTIVITIES-raftinstructions.pdf>



**Design an outfit that may have been worn in 1912**

- to make this easier for Rainbows, you could download the Olivia template from our website
- 1912 fashions a time of transitions from the large bustles and corseted dresses of the Victorian era to the boyish, flat chested roaring 20's. 1910-1914 was especially unique. The corset became long and rectangular giving the dress a tube shape. Although free from the excessive layers of petticoats in the Victorian era women were not free from the strict social classes and dictated etiquette. Clothing showed these restrictions. For example the hobble skirt was a popular long, narrow dress skirt which allowed for only small tiny steps. This kept a women looking dainty and doll like. The amount of ornamentation on gowns- the extensive hand beading on dinner dresses- or the ornate jewellery that accompany a first class woman's wardrobe was a sign of very wealthy times. The Titanic herself was a showcase of extravagant spending and with her sinking ended such opulence. Besides being long, narrow, and expensively decorated women's clothing was heavily influenced by the orient. Japan was a newly discovered world by westerners.



**The Kimono influenced dress styles (most of Rose's day dresses in the Titanic movie were Kimono style) and even the hobble skirt was influenced by the Japanese Geisha who walked in very small steps.**

**These extreme fashions were mostly worn by young women. The mature ladies didn't fully embrace the new fashion. Instead they wore fashions that resembled early Edwardian times: Large puffed out blouses with puffy shoulders and narrow long sleeves, attached to a full length A-line skirt with ruffles at the bottom.**

**One thing that didn't change much throughout the Edwardian era were the hats. These huge monstrosities of lace, feathers, ribbon and stuffed birds required slow movement and a steady walk to keep balanced.**

- **for more inspiration watch, or look at stills from the movies "Titanic", "Mary Poppins" and "My Fair Lady", or the TV programme "Downton Abbey", all set in this period.**

South  
Antrim

Titanic


Challenge

Badge




MUSIC





**Learn and sing some sea themed songs**

**There are some examples on the next few pages. For more, try the Girlguiding UK resource “Let’s Hear it for Music”**



## **A Sailor Went to Sea**


**A sailor went to sea, sea, sea**

**To see what he could see, see, see**

**But all that he could see, see, see**

**Was the bottom of the deep blue sea, sea, sea.**

**Listen - [http://www.bbc.co.uk/schoolradio/subjects/earlylearning/nurserysongs/P-T/sailor\\_went\\_to\\_sea](http://www.bbc.co.uk/schoolradio/subjects/earlylearning/nurserysongs/P-T/sailor_went_to_sea)**



### **The Big Ship Sails on the Ally-ally-oh**

**1. The big ship sails on the ally-ally-oh,  
The ally-ally-oh, the ally-ally-oh.  
Oh, the big ship sails on the ally-ally-oh  
On the last day of September.**

**2. The captain said it will never, never do,  
Never, never do, never, never do.**

**The captain said it will never, never do  
On the last day of September.**

**Listen - <http://www.mamalisa.com/?t=es&p=2480&c=116>**

**3. The big ship sank to the bottom of the sea  
The bottom of the sea, the bottom of the sea.  
The big ship sank to the bottom of the sea  
On the last day of September.**

**4. We all dip our hands in the deep blue sea  
The deep blue sea, the deep blue sea.  
We all dip our hands in the deep blue sea  
On the last day of September.**



## **Bobby Shafto**

**1. Bobby Shafto's gone to sea  
Silver buckles on his knee  
He'll come back and marry me  
Bonnie Bobby Shafto.**

**2. Bobby Shafto's bright and fair  
Combing down his yellow hair  
He's my friend for evermore  
Bonnie Bobby Shafto**

**Listen - <http://www.indigogroup.co.uk/durhamdialect/shaftoe.html>**





### **Pirate Song**

**When I was 1 I ate a bun the day I went to sea**

***I jumped aboard a pirate ship and the Captain said to me***

***We're going this way, that way, forwards, backwards, over the Irish Sea***

***A bottle of rum to fill my tum, and that's the life for me.***

**When I was 2 I buckled my shoe; When I was 3 I hurt my knee; When I was 4 I shut the door;  
When I was 5 I learned to dive; When I was 6 I played some tricks; When I was 7 I sailed from  
Devon; When I was 8 I jumped the gate; When I was 9 I crossed the line; When I was 10  
I did it again**

**Listen - <http://ie.7digital.com/artists/the-c-r-s-players/my-pirate-party/03-When-I-Was-One/>**

**South  
Antrim**

**Titanic**


**Challenge**

**Badge**





**FUN & GAMES**





### **Deck Games**

**Play some games that would have been played by passengers on the Titanic. These would have included games like shuffleboard and quoits, and board games like chess and backgammon.**






### **Boat Race**

**For each team you will need a boat shape cut out of tissue paper (see template above), and a newspaper.**


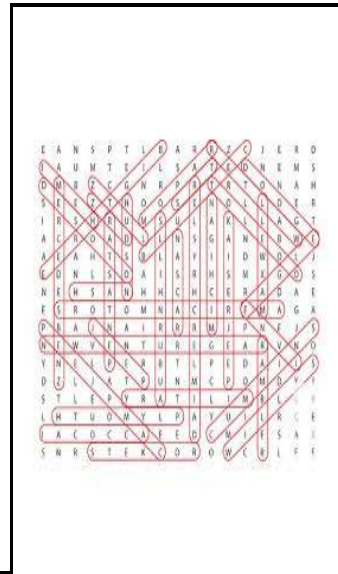

- 1. Split the girls into teams (around 6 in each team), with half of the team at each end of the room.**
- 2. Give the first person in each team at one end of the room a boat shape, and a newspaper.**
- 3. They should use the newspaper to flap the boat down to the rest of their team at the other end of the room.**
- 4. When they get there, they hand the newspaper over to the next member of the team who will flap the boat back up the room.**
- 5. Continue until all team members have had a go. The team to complete this fastest is the winner.**

**You could also hold a race using the paper boats from the design challenge; blowing them across a paddling pool using a straw.**



### **Rescue the Titanic**

- 1. Cut out sea-themed shapes (including the Titanic) from aluminium foil, or coloured plastic (or paper or card if you don't plan to play the game in water) and attach a metal paper clip to each one. Give each shape a different points total. There are templates for these on our website.**
- 2. Make fishing rods using a stick and a piece of string with a magnet attached.**
- 3. Put the shapes in a bucket of water (or an empty bucket if using paper shapes)**
- 4. Give each player a certain amount of time to fish for as many shapes as they can, and add up their total score.**
- 5. The player with the highest score is the winner.**

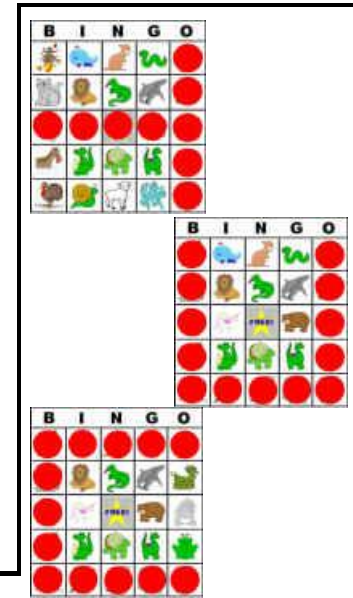
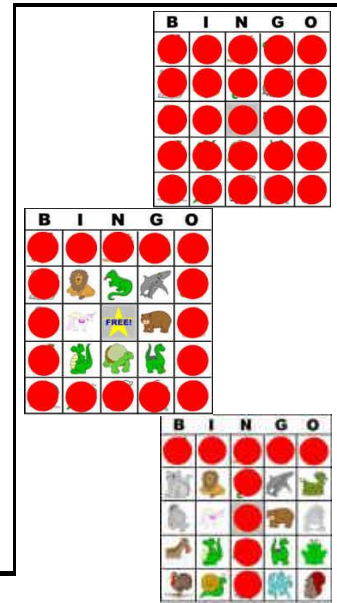
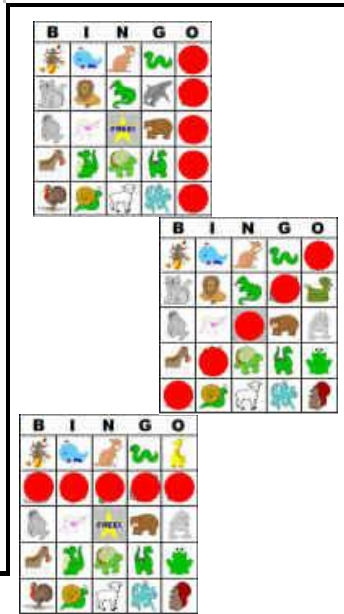


### **Wordsearch & Crossword**

**Have a go at the wordsearch or crossword on our website.**

**or**

**In sixes / patrols make up your own wordsearch or crossword, then swap them with another six / patrol to complete.**



## **Picture Bingo**

**Print out bingo cards for each child plus a call sheet. Cut out the call sheet and put the squares into a hat or bowl.**

**Hand out one Bingo card to each child.**

**The caller should pull out one image, describe it and show it to the children.**

**The children will then place pennies, rocks, fun foam pieces or something similar on the called image if it is on their card.**

**Once a predetermined pattern (see above) is made on a card, the child with that card calls out BINGO.**

**You can continue playing until other patterns have been made if you wish.**

**Bingo cards can be downloaded from our website.**

**BADGE**  
BADGE

**ORDER**  
ORDER

**FORM**  
FORM



**Name of Unit** \_\_\_\_\_

**Contact Name** \_\_\_\_\_

**Address** \_\_\_\_\_

\_\_\_\_\_ **Postcode** \_\_\_\_\_ **Phone no** \_\_\_\_\_

Item	Quantity	Cost	Total cost
Titanic Challenge Badge		£1.00	
Postage & Packaging (per 20 badges)		£1.00	

**Please make cheques payable to South Antrim Guide Association, and post along with completed forms to Miss S Hanna, 26 Old Grange Drive, Carrickfergus, BT38 7HG.**



