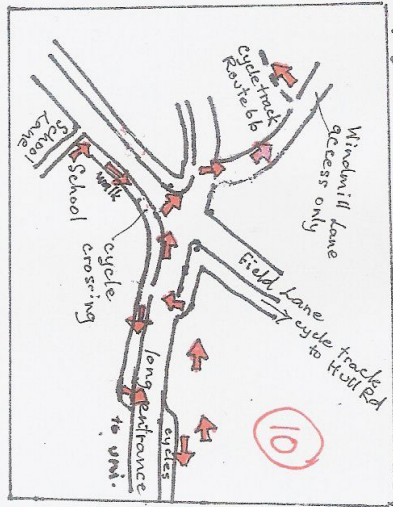
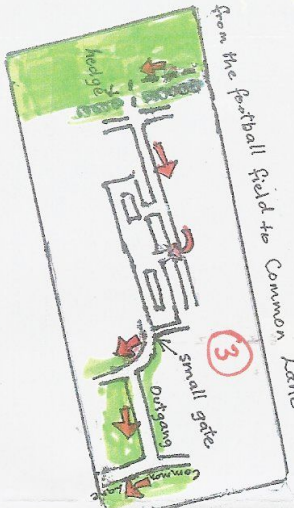


From the
Millennium Bridge
 to
Heslington near to
 the new campus



If you decide to extend the ride

Read note (4)
 Tag-alongs etc. will not
 get past a gate just after (5)

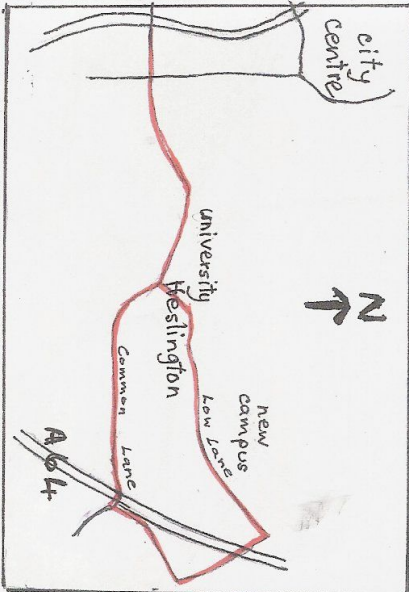
Use School Lane if you decide
 to extend the ride. You can
 get coffee on the new campus.
 Look for The Hub

This internal road now
 goes into the
 Park & Ride

approx 1/2 mile



- ① Turn left then almost immediately right, following signs for Route 66 part of the National Cycle Network (NCN)
 - ② Here Route 66 turns left. We turn right to follow the new cycle track parallel to Heslington Lane or then go over zebra crossing.
 - ③ Thread your way through the buildings or courtyard to find an insignificant gate leading to a dirt road outside
 - ④ Tag-alongs etc. will have to go straight to the new campus — left on Common Lane, straight over small roundabout to Low Lane, (unless they want the pub on Main St) left on School Lane (see detail on ⑩)
- Tag-alongs can make a clockwise circle on to Low Lane. First follow internal road to Park & Ride. This meets the path ⑥ below the stile so it is possible to walk or push down the boundary footpath to Low Lane
- ⑤ Don't turn right here as the farm has stables & cycles are not welcome. Some of these lanes are very old (they appear on a map of 1680) but if they are rights of way they are likely to be footpaths not bridleways.
 - ⑥ This footpath is the parish boundary between Heslington & Grimston but stiles make it unsuitable for bikes. Look up-hill & right to where old medieval village of Grimston stood next to Holl Rd. & is now under A64.
 - ⑦ From Low Lane, good view of campus. No access.
 - ⑧ The King Charles XII on Main St. has a good garden & opens for coffee from 11.
 - ⑨ To return, turn left from Main St into Heslington Lane (traffic calming) to zebra.
 - ⑩ Or you can extend the ride by exploring the new E. Campus, extremely cycle friendly. Use School Lane. See detail ⑩
 - ⑪ Return to the Millennium Bridge from the new campus via Windmill Lane & Route 66



The original ride round the lanes is about 10 miles.
 Extending the ride to the new campus adds 2 more miles.

From the
Millennium Bridge
 to
Heslington near to
 the **new campus**

R

