



# THE VIKING CHALLENGE



THE GREY PARTS OF THE BADGE WILL BE IN SHINY SILVER THREAD!



**BY**  
**296TH BIRMINGHAM**  
**(ST. MICHAEL'S) BROWNIES**



# HELLO AND WELCOME TO THE VIKING CHALLENGE!

We have created the challenge with all sections in mind and any member of Girlguiding can take part. It's a great challenge to complete over your unit planning or great for a sleepover/pack holiday or even a fun day.

This pack has 9 sections however you can pick all activities from just one or across all.

To earn the badge we suggest units complete the following:

Rainbows 5 activities in total

Brownies 7 activities in total

Guides /Senior Section/Adult Members 9 activities in total

We have also have a resource pack to compliment the challenge you may want to use it but you don't have to. Although we have included a wide range of activities we are happy for unit leaders to tweak activities for individuals or to suit your unit's age range but we do ask you bear in mind it is a challenge!

To order badges use form at the back of the pack and post it off, when your payment has cleared we will send out your badges!

*We would also love to hear about the fun you had when completing our challenge so feel free to send us your photo's. (Please ensure you have all permissions as we will use them on our pack website to show everyone what others have done).*

We hope you enjoy completing the challenge!! If you had fun then please pass it on to other units. If you have any questions or want more information then email Hayley - [brownowl296@hotmail.com](mailto:brownowl296@hotmail.com)

Please note we are trying to raise money for our pack holiday and all funds from this badge will go towards the costs of equipment.





# VIKING TRIPS OR VISITS!

Please note these are just suggestions, many are linked to school visits however it may be worth enquiring for your group. Some are just museums or others may visit you.

## **Suffolk**

<https://www.weststow.org/>

## **Isle of Wight**

<http://www.manxnationalheritage.im/attractions/house-of-manannan/>

## **York**

<http://jorvik-viking-centre.co.uk>

## **York**

<http://www.murtonpark.co.uk/viking/>

## **Cumbria**

<http://www.dockmuseum.org.uk/Vikings>

## **East Dorset**

<http://www.ancienttechnologycentre.co.uk/vikinglonghouse.html>

## **Hampshire**

<http://www.butserancientfarm.co.uk/schools/>

## **Ayrshire**

<http://www.visitscotland.com/info/see-do/vikingar-p253071#overview>

## **London**

[http://www.britishmuseum.org/learning/schools\\_and\\_teachers/resources/cultures/anglo-saxons\\_and\\_vikings.aspx](http://www.britishmuseum.org/learning/schools_and_teachers/resources/cultures/anglo-saxons_and_vikings.aspx)

## **Edinburgh**

<http://www.nms.ac.uk/about-us/schools-programme/school-visits/school-visits-to-national-museum-of-scotland/>

## **Northumberland**

<http://www.english-heritage.org.uk/visit/places/lindisfarne-priory/school-visits/>

## **West Midlands**

[http://www.longship.co.uk/schools\\_page.htm](http://www.longship.co.uk/schools_page.htm)





# CONTENTS PAGE:

## SECTION 1: THE VIKINGS

- ☀ Viking Map Board Game
- ☀ Quiz
- ☀ Viking Runes
- ☀ Viking Word search
- ☀ Viking Maze puzzle

## SECTION 2: NORSE MYTHOLOGY

- ☀ Get to know the Gods!
- ☀ Make Thor's Beard
- ☀ Marshmallow Hammer
- ☀ Act out a Norse myth
- ☀ Make Freyr's Magic wand
- ☀ Make Wings fit for a Valkyrie
- ☀ Loki's Tricks (Magic tricks)
- ☀ Bark Rubbings (YGGDRASIL)
- ☀ Rainbow Bridge (BIFROST)
- ☀ Mead of poetry
- ☀ Odin's travels

## SECTION 3: WARRIORS AND SHIELD MAIDENS

- ☀ Biscuit shields
- ☀ Make Helmet with plaits
- ☀ Make shield and sword
- ☀ Viking Helmet cupcakes
- ☀ Make a beard
- ☀ Make mini vikings

## SECTION 4: DRAGONS AND CREATURES

- ☀ Egg decorating
- ☀ Origami Dragons
- ☀ Dragon glove/sock Puppets
- ☀ Dragon egg and spoon race
- ☀ Dragon/Egg Hunt
- ☀ Troll Hunt
- ☀ Giant's game
- ☀ Stone painting
- ☀ Giants, Trolls and Dwarves game

## SECTION 5: VIKING HOME AND FAMILY

- ☀ Weaving
- ☀ Make a viking brooch
- ☀ Make Viking Knot Jewellery

- ☀ Make viking shoes
- ☀ Make viking soap
- ☀ Visit a farm or grow some veg!
- ☀ Make Viking bread
- ☀ Family Trees
- ☀ Visit the Viking center in York

## SECTION 6: FISHING AND TRADING

- ☀ Negotiate and swap night
- ☀ Have a fundraiser
- ☀ Body shop Party Fundraiser
- ☀ Jewellery Party Fundraiser
- ☀ "Sell" your section
- ☀ Play a fishing game
- ☀ Paper Plate Fish
- ☀ CD fish
- ☀ Make a fish mobile

## SECTION 7: VIKING TRAVEL


- ☀ Longboat Craft
- ☀ Longboat races
- ☀ Make a edible campfire
- ☀ Cook a meal on an open fire
- ☀ Build a shelter for the night
- ☀ Map reading
- ☀ Tracking
- ☀ Orienteering
- ☀ Treasure Chest
- ☀ Make Treasure from a hoard
- ☀ Viking Invasions Game

## SECTION 8: VIKING GAMES AND LEISURE

- ☀ Make a Viking doll toy
- ☀ Tug of war
- ☀ Viking Board Games
- ☀ Create a Viking Chess piece
- ☀ Play Kingy Ball
- ☀ Chess/Draughts
- ☀ Swimming Races
- ☀ Sledging and Skiing
- ☀ Spear Throwing
- ☀ Storytelling
- ☀ Fencing/sword fighting

## SECTION 9: PARTY IDEAS

- ☀ Feast with the Gods
- ☀ Viking Party
- ☀ Dragon Party
- ☀ Food Ideas



# SECTION 1: THE VIKINGS

## Viking Map Board game!

### Resources Needed:

Board Game with instructions - See Resource Pack

In groups play the viking board game designed around trade routes, watch out for the weather!

Why not make a massive map and play in larger groups.



## Viking Puzzle page!

A page of viking puzzles to download and print

<http://jorvik-viking-centre.co.uk/wp-content/uploads/2012/10/Puzzles.pdf>

## Resources Needed:

Viking Quiz sheets - see resource pack (MORE FOR OLDER SECTIONS)



Test your knowledge on what you know about vikings! Go head to head in teams, why not try have leaders vs girls and see who wins!

Or

Test your knowledge at the start and then test it when you finish and see if your knowledge improved!

## Runes!

### Resources Needed:

Rune pages - See Resource Pack

Pens and paper or Clay, clay tool/stick

Vikings had their own alphabet and often carved things into stone or wood to remember big events. Have a go at writing in Runes. See if you can remember the Viking rune alphabet.

Try cracking the viking rune codes

Or

Have a go at writing your name in runes in clay.

## Viking Wordsearch!

### Resources Needed:

Word search copies - See Resource Pack  
Pens

Have a go at the viking word search see if you can find all the words!


## Viking Maze Puzzle!

### Resources Needed:

Maze copies - See Resource Pack

Pens

Get the viking to his boat, just tackle the maze between them!





## SECTION 2: NORSE MYTHOLOGY

### Get to know the Gods and Goddesses!

#### Resources Needed:

Card pack - See Resource Pack  
Play pairs with the Gods and Goddesses Cards in the resource pack. Have a pairs hunt, hide half and match them to what you have.

### Make Thor's Beard!

#### Resources Needed:

Card, elastic, wool, paper and scissors, template see resource pack.

Thor is a main God in Norse Mythology! He is known for his hammer and also had a big long beard!

Make a beard to wear like Thor from wool or paper.

### Marshmallow Hammer

#### Resources Needed:

Marshmallows, lolly sticks/, icing, food colouring

Make Thor's Hammer from marshmallows!!

See the resource pack for instructions.

### Act out a Norse Myth

#### Resources Needed:

Norse Myths (Book list in resource pack) Props or costumes (Optional)

Read some Norse Myths and find one you like, then act one out for your sixes/patrols.

You could make costumes or props and turn it into a show!

### Make Freyr's Magic Wand

Freyr is one of the most important Gods in Norse Mythology sometimes known for having a wand

Make a magic wand!

### Make Wings fit for a Valkyrie!

Valkyries are Odin's helpers!

Known for having large feather wings and riding flying horses.

Have a go at making some wings of your own to wear!

## SECTION 2: NORSE MYTHOLOGY CONT...

### Loki's Magic Tricks

Loki is known as a trickster!  
He is cunning and sneaky and  
likes to play tricks on the Gods!

Learn some magic tricks  
or visit have a magic show  
at your unit!

### Bark Rubbings (YGGDRASIL)

#### Resources Needed:

Was crayons, paper, trees/woods

There is a massive magical tree in  
Norse mythology that connects the 9  
worlds.

Go out to your local woods  
and see if you can find the  
biggest tree there and do  
some bark rubbings of it.

### Rainbow Bridge (BIFROST)

Bifröst is a burning rainbow bridge  
that connects 2 worlds in Norse  
mythology. Midgard (the world)  
and Asgard (realm of the Gods).  
Think about how Rainbows in your  
unit can travel across a rainbow  
bridge into Brownies. Maybe make  
rainbow bridge or think of a  
tradition you can keep when girls  
move up to Brownies.

### Mead of poetry

#### Resources Needed:

Mead recipe - see resource pack

In Norse mythology the mead of poetry is a  
mythical drink that transforms the drinker into  
seeing vivid images that help create poetry. Or  
gives the drinker all knowledge and to become  
a scholar.

Have some drinks and have a go at  
writing a poem about vikings

or

Have a leader and girls Q&A Panel  
night where everyone quizzes each  
other after having a drink in the unit.

### Odin's Travels

Odin is a God who is known to  
have gone on many travels  
across the worlds by land and  
sky.

Travel to another unit in your  
district/division/county  
maybe visit another section  
and find out what they do.



## SECTION 3: WARRIORS AND SHIELD MAIDENS

### Design a Shield Biscuit

#### Resources Needed:

Round biscuits  
Royal Icing/Fondant icing  
Cake decorations (optional)

Use a round biscuit and fondant icing to create a shield fit for a viking battle!

Think about the shapes and patterns you would like.  
Then enjoy



### Make a Helmet with plaits

#### Resources Needed:

Metal, Plastic or paper bowls Card, pens and strips of crepe paper for hair - See Resource pack for instructions.

Have a go at making your very own viking hat with plaits on either side. Make them ready for a Viking party or a feast with the Gods!

### Make a shield and sword

#### Resources Needed:

Card shields and swords, pens, paints, stickers

Make a shield and sword fit for a viking shield maiden or warrior!

Think about the patterns you can include and decorate them.

### Have a mini viking battle

#### Resources Needed:

Outdoor space, Water balloons, string/rope (easy to adapt with tennis/small balls!)

Have your very own viking battle. Have 2 teams and tie up a piece of string dividing the room in half. Name one side the Vikings and the other side the Saxons. Everyone has a shield and using water balloons get each side to throw them at each other. They can defend themselves with shields however if someone is hit they have to lose the use of an arm, then a leg, an arm again and then another leg till the final hit until they have to lie down and be out.

### Make mini vikings

#### Resources Needed:

Wooden people fabric, pens, paint - see resource pack  
Make some mini wooden vikings or even make statues of the Viking Gods and Goddesses.

### Make Viking helmet cupcakes

#### Resources Needed:

Cupcakes (brought or ingredients to make) mini teacakes, yellow banana sweets - Instructions in the Res. Pack.

Make a cupcake and then decorate it with your very own handmade viking helmet!

Then enjoy eating it!

### Make a paper beard

#### Resources Needed:

Beard template, beard paper to curl, elastic and glue - see resource pack for help

Make a paper beard so you can be a viking for the day. Curl the paper so it's all big and bushy!



## SECTION 4: DRAGONS AND CREATURES

During Viking times there was a lot of belief in creatures and dragons living in the forests and near Viking homes!!

### **Egg Decorating**

#### **Resources Needed:**

Eggs (of your choice)  
Things to decorate your eggs

Decorate eggs either ceramic, polystyrene or real hard boiled ones!

See what patterns and creations your unit can come up with!

You could have a go at marbling them or turning them into special dragon eggs!

### **Origami Dragons**

#### **Resources Needed:**

Origami instructions - see resource pack  
Paper

Have a go at making origami dragons!

Or

Once you've made them why not have a dragon race and see whose dragon can fly the fastest!

### **Dragon Sock/Glove Puppets**

#### **Resources Needed:**

Socks or Gloves  
Funky Foam, felt, tissue paper, stickers, gems etc for decorations  
Glue/Tape

Make a sock or glove puppet of a dragon!

Don't forget some scales and that fire!

### **Dragon Egg and Spoon Race**

#### **Resources Needed:**

Egg and Spoons

Hold a dragon egg and spoon race!

Make it more difficult by holding the egg with one hand and flapping your other arm like a dragon's wing!

### **Dragon/Egg Egg Hunt**

#### **Resources Needed:**

Eggs of your choice  
Dragons of your choice

Have an egg hunt or a Dragon hunt

or

Hunt for both!

Whether they are chocolate, plastic or paper!

## SECTION 4: DRAGONS AND CREATURES

### **Troll Hunt**

#### **Resources Needed:**

Pictures of the trolls and pictures with points - See Resource Pack

Go on a troll hunt...

Using cards of trolls hide them around your meeting place or even in a woods or nearby park and go collect as many as you can in teams.

Why not make it more fun by hiding different size trolls for a different number of points each and every teams trolls need to be added up to see who can win!

### **Stone Painting**

#### **Resources Needed:**

Stones/Pebbles

Paints

Varnish (optional)

Have a go at painting some stones. Maybe paint them as Norse Gods or characters.

Or

Paint viking runes or pictures of boats, shield patterns and fish/trading so you can use them as story stones and tell a viking myth in groups.

### **Giants, Trolls and Wizards game**

Play the game Giants, Trolls and Wizards!

For instructions on how to play see the resource pack.

### **Viking Warrior Game**

An adaption of Ships Captain but with a Viking theme - **See the resource pack for instructions.**

### **Giants Game**

Play giants game!

In teams work together to create the objects your leaders ask you to make. For example if they shout out for you to make a Longboat, using your bodies in the area your team has. you need to create the shape of one and the best attempt will be judged by your leaders!

To make it more difficult why not make the shapes without talking and work together as a silent team!

## SECTION 5: VIKING HOME AND FAMILY

### Weaving

#### Resources Needed:

Card Looms, wool, scissors, plastic needles (optional)  
Paper strips, Card, tape,  
Basket template - see resource pack

Have a go at weaving with wool. Make a mini coaster from a small loom on cardboard.

For easier versions have a go at weaving with paper first.

Or try making a basket with weaving.

### Viking Sandals

#### Resources Needed:

Instructions and materials- see resource pack

Have a go at making some viking sandals.

### Make a Viking Brooch

#### Resources Needed:

Card backs, Templates- see resource pack  
String, PVA glue, Tin foil or metallic paints, gems/stickers, brooch backs.

Over the years some rich and delicate hoards of viking jewellery have been found.

Have a go at designing and making your very own viking brooch.



### Make Viking Knot Jewellery

#### Resources Needed:

Cord, thin rope  
Instructions- see resource pack

Knot jewellery was also very popular among vikings. Have a jewellery making night and have a go at Knot jewellery.

### Visit a Farm

Farming was a very common way of living and trading in Viking times. Why not go on a unit trip to a farm, see what food the animals need and what needs to be done to take care of the animals..

### Grow some veg!

Farming included growing your own food. Have a go at growing some vegetables or visit a local allotment to help with growing vegetables.



## SECTION 5: VIKING HOME AND FAMILY



### **Make some viking soap**

#### **Resources Needed:**

Conker soap instructions- see resource pack

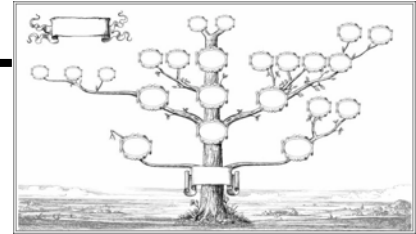
Vikings used what was naturally available to them. While it's so easy to buy now we can still use natural ingredients to make soap. Have a go at making some in groups and maybe give them as a gift.

Why not contact your local LUSH shop and ask them for an info session on soap making there!

### **Design a Family Tree**

#### **Resources Needed:**

Paper, photos, pens



Family and lineage was very important in Viking times.

Have a go at researching your own family history.

Why not draw one and include photos of your family members.

For a bit of a difference why not do a unit tree of your leaders past and present!

### **Make Viking Bread**

#### **Resources Needed:**

Viking Bread Recipe - see link on Resource Pack

Make some viking bread and enjoy feasting like a Viking Warrior!



### **Visit the Viking Center in York**

Plan a trip to the Viking center in York to take in the sights, smells and see what viking home life was like!

## SECTION 6: FISHING AND TRADING

### **Negotiate and Swap Night**

#### **Resources Needed:**

Each girl brings something to trade, bonus trades

Have an evening where everyone brings an item they are prepared to trade. By the end you won't end up with your own item! The aim is to swap, trade and negotiate as much as possible to get an item you are happy with! Leaders may want to have bigger "bonus" trades. The only rule is you must both agree to the swap or trade and spend the night bartering with your unit and creating trades!

**OR**

#### **Resources Needed:**

Cards for traders - see resource pack

In groups create a town name, your town specializes in trading in one thing. Use images for items such as fish, food, shoes, shields, swords etc. However each town still needs other items, each group is given a list of items they need to have by the end of the night. But they can only swap or trade their own items with other town. There is no money, it's about negotiating with other groups to make sure you all can work out getting the right amount of items per team.

### **"Sell" your section**

Spend an evening planning how you can "sell" your section to another one e.g Sell Guides to Brownies.

Think about what's great about your section of Guiding and what's different or the same. How do you show them, tell them, explain it and make it interesting but also full of information!

### **Unit Fundraiser Shop**

Make some things as a unit and hold an evening where you sell them to either family/friends or other units in your district/division. See how much you can make and decide what it is for. It could go towards a unit trip or for another charity

### **Body shop Party Fundraiser**

See if anyone you know would be willing to hold a Bodyshop party with any funds raised going towards your unit funds.

### **Jewellery Party Fundraiser**

Make some jewellery and have a jewellery party within your unit. Maybe invite other units or hold it as a district/division and raise funds for your area of Guiding.

## SECTION 6: FISHING AND TRADING CONT...

### **Play a fishing game**

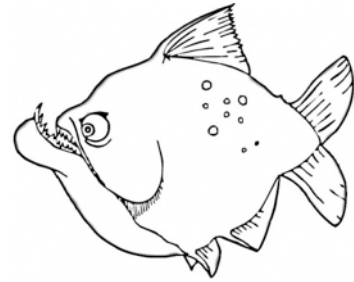
#### **Resources Needed:**

Magnetic fishing game or one made by the group, fishing rods, magnets, fish shapes

Go fishing, play a fishing game.

If you don't have one make one as a unit or make several so you can play in small groups.

To make it harder number the fish and chose a number the ones you catch will have to add up to it exactly!




### **Paper Plate Fish**

#### **Resources Needed:**

Paper plates, pens, paints, stickers, scissors. For instructions see resource pack.

Make a paper plate fish and decorate it.



### **CD fish (Garden Decoration)**

#### **Resources Needed:**

Old CD's, double sided tape, stickers, gems, fish shape templates - see resource pack

Using an old CD turn it into a shiny fish decoration to hang in the garden ready for it to catch the sun!

### **Make a fish mobile (as a unit or individually)**

#### **Resources Needed:**

Fish shapes, string, straws, colouring pens

Make a fish mobile to hang up.

or

Get every girl in your unit to decorate a fish and hang them on a piece a string and make a unit mobile to hung up at your meeting place.



## SECTION 7: VIKING TRAVEL

### Longboat Craft

#### Resources Needed:

See Resource Pack for different ways to make a long boat

Have a go at making your own long boat, race them if you can.

Or

Make longboats in groups using junk modeling and see who can make the biggest boat.

### Longboat Races

#### Resources Needed:

Canoes or Kayaks

Go canoeing or kayaking and have longboat races in teams.

If you can why not decorate the boat to make it look like a viking long boat.

### Campfires

Have a campfire  
Toast marshmallows, make smores or dampers and have a sing song

#### Edible Campfires

#### Resources Needed:

Chocolate finger biscuits, crumbled up flake chocolate bar, marshmallows, red laces

Using the ingredients have a go at building a campfire that you can eat!

### Build a shelter or den to “camp” in!

Vikings travelled and when they did they needed to set up places to sleep for the time they were away from home.

Build a shelter or den for you or a group to sleep in. Make sure it's big enough for you all and that it's water proof.



## SECTION 7: VIKING TRAVEL CONT...

### **Cook a meal on a fire**

#### **Resources Needed:**

Camp fire materials, food to be cooked

Vikings had to travel and cook as they settled in places. Plan a nutritious meal you can cook on an outdoor fire for yourself or a group. To challenge yourself have a go at starting the fire from scratch.

### **Tracking**

As a unit go on a tracking adventure.

Follow the links for more info on tracking symbols and how to do it.

[http://](http://www.scoutingresources.org.uk/codes/codes_tracking.html)

[www.scoutingresources.org.uk/codes/codes\\_tracking.html](http://www.scoutingresources.org.uk/codes/codes_tracking.html)

<http://www.inquiry.net/outdoor/games/b-p/tracking.htm>

### **Map Reading**

#### **Resources Needed:**

Maps or

Paper, teabags, pens

Go on an adventure and read a map in teams to reach a place chosen by your leaders.

Or

Design a treasure map in groups. Use tea to stain the paper and make it look old from viking times.

### **Treasure Chest**

Have a go at making or decorating a treasure chest to keep your hoard safe!

See the resource pack for different ways to make one.

### **Orienteering**

Have a night of orienteering, do it in teams and see who can win a mini competition.

### **Make Treasure from a hoard**

#### **Resources Needed:**

Plastic cups, gems, stickers, metallic paints/pens, card


Have a go at making some viking treasure. Coins, goblets, jewellery, swords etc. Think about the style and gems involved.

### **Play Viking Invasions**


Play viking invasions! Similar to Sharks place pieces of paper around the room. Encourage girls to walk around the room, then a leader shouts "VIKING INVASION" and girls have to get both feet onto safe land (the paper), those who aren't on the paper are out.

To make it more difficult fold the paper in half each time after an invasion and explain both feet still need to be on the land!





## SECTION 8: VIKING GAMES AND LEISURE



### **Make a Viking Doll**

#### **Resources Needed:**

Fabric Doll, Material/fabric, Fabric pens, scissors, glue, needles, wool etc

Viking children didn't go to school but helped their parents, but then they had free time many played games and played with dolls. Make a cloth doll to play with.

<http://www.craftycrocodiles.co.uk/fabric-fun-cl6/design-a-doll-p1122>

### **Create your own chess piece**

#### **Resources Needed:**

Wooden statue, felt pens or paint

Chess and similar board games were popular in Viking times. Instead of playing, make your own chess piece. Before you do find out what different pieces there are!

<http://www.craftycrocodiles.co.uk/fun-with-wood-cl7/wooden-people-woman-p1120>

### **Tug of War**

#### **Resources Needed:**

Large rope

Show your viking strength by holding a tug of war competition! Why not have a leader vs girls competition!

### **Viking Board Games**

#### **Resources Needed:**

Game instructions - See Resource Pack

Learn the rules and play a traditional viking board game!

### **Bat and Ball Games - Play Kingy Ball**


#### **Resources Needed:**

Game instructions - See Resource Pack


Viking children would play with bat and balls. Why not learn how to play Kingy ball!

### **Sledging and Skiing**

When it snowed in winter vikings would have to use skis to get around. Take a trip to a dry ski slope or go sledging in the snow!



## SECTION 8: VIKING GAMES AND LEISURE CONT...



### **Storytelling**

Storytelling was a popular pastime, especially about the myths/legends of the Gods. Invent a story to tell as a six/patrol or read aloud a story to your unit.

### **Chess/Draughts**

#### **Resources Needed:**

Chess Boards

Learn how to play Chess or Draughts and have a meeting where you play against each other.

### **Swimming Races**

Vikings would always be looking to show their strength and compete. Why not have a swimming race or take part in a swimming gala.

### **Fencing/Sword Fighting**

Have a go at fencing. Or using the swords you make have a pretend sword fight. Invent the rules and see who wins.

### **Spear throwing**

#### **Resources Needed:**

Spears, large outdoor or indoor space

Show your skills and hold a spear throwing competition! You could make them first from card or source foam javelins.

**SEE RESOURCE PACK FOR END  
OF CHALLENGE CERTIFICATE  
FOR YOUR /INDIVIDUAL GIRLS**

## SECTION 9: VIKING PARTY IDEAS

### **FEAST WITH THE GODS**

Have a feast with the Gods, sit a long table, drink from goblets and feat till you can eat no more!

### **HAVE A DRAGON PARTY**

All come dressed as dragons, play games, make dragon crafts and fly home after all the food and dragon drinks!

### **VIKING PARTY**

Come dressed up as viking warrior or shield maiden. Play games, make viking crafts and eat viking themed food.

### **HOARD PARTY**

Make lots of treasure, come dressed as vikings, leaders hide the treasure all over the meeting place and you have to go find it all and put it in the chest before it's time to go home!

### **Party food ideas**

Check out our pinterest board for party food ideas

<https://uk.pinterest.com/brownowl296/viking-party-food-ideas/>

### **HOW TO TRAIN YOUR DRAGON PARTY**

Have a movie party and watch the How to train your dragon film and chill out.



# THE VIKING CHALLENGE

Badges cost £1.00 each.

**Postage & Packing:**

If you would like 1 single badge please send a self addressed envelope.



- 2-20 badges            £1.50
- 21-50 badges         £2.00
- 51-100 badges       £2.50

Name: \_\_\_\_\_

Unit: \_\_\_\_\_ County: \_\_\_\_\_

Address to send badges to:

\_\_\_\_\_  
\_\_\_\_\_

Tel: \_\_\_\_\_

E-mail: \_\_\_\_\_

	Number of badges	Total Cost
Challenge badges (3")	_____ @ £1.00	
Postage and Packing		
	<b>Total Cost:</b>	

**Please send the form and cheque made payable to 296th Birmingham Brownies to:**

**The Viking Challenge  
64 Clover Drive,  
Bartley Green,  
Birmingham B32 3DJ**

**Please note we are unable to refund any unused badges. All orders come with a receipt. All money raised from the badges will go towards the units pack holiday account, this helps cut the cost of the holidays for parents and pays for equipment we need.**

**Any queries contact Hayley on [Brownowl296@hotmail.com](mailto:Brownowl296@hotmail.com)**

